

TOOLS @WORK

CB 03



MERCHANDISING SOLUTIONS

D5

Ordering Nr. 00504

- Heavy Duty Display Stand with perforated back for hanging packaged products on hooks
- Comes complete with 30 hooks (15 are 6" long & 15 are 8" long)
- Supplied in CKD
- Does not include products

Stand Dimensions

40" x 95" x 20"
(1000mm x 2400mm x 500mm)



D7

Ordering Nr. 00506

- 3 pc Club & Sledge Hammer wooden display stand
- Supplied without products

Stand Dimensions

16.14" x 5.91" x 3.74"
(410mm x 150mm x 95mm)



D6

Ordering Nr. 00505

- Floor mounted display, allows access to products from all sides
- Pyramid design takes minimal floor space
- Supplied without products

Stand Dimensions

22.4" x 14.17" x 62.99"
(570mm x 360mm x 1600mm)



D12

Ordering Nr. 00512

- All metal display stand for displaying 16 hammers
- Top & bottom display / branding area
- Easy to bolt assembly
- Supplied in CKD form
- Does not include hammers

Stand Dimensions

18.11" x 53.93" x 23.62"
(460mm x 1370 mm x 600mm)





Quality Assurance Statement

The satisfaction of all customers is the fundamental principle of the GROZ corporate philosophy.

GROZ stands committed to the quality of its products and service with the assurance of complete back-up support.

With a wide range of products, prompt service and vast experience, GROZ remains dedicated to the customer.





Groz has always exceeded the expectations of tool manufacturers and users the world over. Groz carefully makes each tool under stringent quality control processes that are achieved in a hi-tech environment spread over 500,000 square feet



Total quality & control via advanced horizontal & vertical machining centres



Robotically armed & conveyORIZED double booth powder coating plant with a capacity of 15 million sq inches / month



Pressure die casting - Plc controlled semi automatic equipment.



The heart of our operation is the design center, where our research & product development specialists use high end software & equipment to develop custom solutions

TOOLS @WORK

Groz is known worldwide for its comprehensive range & superior quality of hand held tools that find application in a variety of industries. We once again promise you the best quality tools that you would be proud to own!

OUR
TOOLS
FIND APPLICATION IN A
VARIETY OF INDUSTRIES



MARINE



WOODWORKING



CONSTRUCTION



ENERGY & POWER



DIY



AEROSPACE & DEFENCE



MINING



INDUSTRIAL & MACHINERY



AUTOMOTIVE



AGRICULTURE



RAILROAD



WORKSHOP



OIL & GAS



CEMENT & STEEL

01

PUNCHES & CHISELS

- 8 Centre Punches
- 10 Pin Punches
- 14 Brass Pin Punches
- 15 Starting Punches
- 15 Drift Punches
- 16 Roll Pin Punches
- 16 Hinge Centering Punch
- 17 Prick Punches
- 17 Nail Punches
- 18 Automatic Centre Punches
- 19 Steel Stamps
- 20 Hollow & Arch Punches
- 22 Cold Chisels
- 24 Bolster
- 25 Wrecking Bars
- 26 Brick Layer's Line Pins
- 26 Punch & Chisel Sets

02

INDESTRUCTIBLE HANDLE HAMMERS

- 34 Club Hammers
- 35 Sledge Hammers
- 36 Copper Head Sledge Hammers
- 37 Ball Pein Hammers
- 37 Cross Pein Hammers

DON'T MISS

BACK INSIDE COVER
FOR THE NEWLY
LAUNCHED

CLAW
HAMMER

03

VICES & CLAMPS

- 40 Mechanics Vices - Bench Vices
- 42 Engineer's Steel Bench Vices
- 43 Drill Press Vices Unigrip
- 44 DIY Drill Press Vices
- 44 Reversible Vice
- 45 Hobbyist Vices
- 46 Hand Vices
- 46 Anvils Cast Steel
- 47 G Clamps General Purpose
- 48 G Clamps Junior

07

TAPS, DIES & HOLDERS

- 80 Adjustable Tap & Reamer Wrenches
- 81 Tap Wrenches - T Handle Type
- 81 Die Stock Holders for Round Dies
- 82 Hand Taps - Carbon Steel
- 84 Round Dies - Carbon Steel
- 86 Hexagonal Dies - Carbon Steel
- 88 Tap & Die Set

08

PLIERS & WRENCHES

- 90 Combination Pliers
- 91 Long Nose Pliers
- 92 Side Cutting Pliers
- 93 Front Cutter
- 94 End Nippers
- 95 Concrete Nippers
- 96 Slip Joint Pliers
- 97 Fencing Plier
- 98 Wheel Balancing Plier
- 99 MIG Welding Plier
- 100 Adjustable Wrenches
- 101 Adjustable Pipe Wrenches - Stillson Pattern
- 102 Water Pump Pliers

09

AUTOMOTIVE

- 104 Box Spanners (Box Wrenches)
- 105 Wheel Wrenches-Double Ended
- 106 Slogging Wrenches
- 107 Roll Head Pry Bars
- 107 CAT / Aligning Bars

04

HACKSAWFRAMES & BLADES

- 50** Handyman's Hacksaw
- 50** Hacksaw Frame Professional
- 51** Junior Saw Frames
- 51** Junior Saw Baby Bite
- 52** Fret Saw Frames
- 53** Coping Saw Frames
- 54** Piercing Saw Frames
- 55** Mini Saw Blades
- 56** Hacksaw Blades
- 56** Piercing Saw Blades
- 57** Fret Saw Blades
- 57** Coping Saw Blades

05

WOODWORKING

- 59** Bench Planes
- 60** Duplex Rabbet & Fillister Plane
- 60** Block Planes
- 61** Woodworking Vices Plain Screw
- 62** Woodworking Vice Portable
- 63** Woodworking Vices Quick Release
- 64** Woodworking Vices Rapid Action
- 65** Woodworking Front Vice
- 66** Kwik Action Woodworking Clamps
- 67** Duo Bar Clamps
- 68** T Bar Clamps
- 68** Rapid Action I Bar Clamps
- 69** Cramp Head Set
- 69** Sash Bar Clamps

06

MEASURING & MARKING

- 71** Spring Calipers & Dividers
- 72** Craftsmen's Calipers & Dividers
- 73** Wing Compass
- 73** Precision Pencil Compass
- 74** Pencil Compass
- 74** Vernier Caliper
- 75** Brass Calipers
- 75** Slide Calipers
- 76** Graduated Steel Squares
- 76** Precision Squares
- 77** Adjustable Bevel
- 77** Centre Square
- 78** Stainless Steel Rules
- 78** Stainless Steel Pocket Ruler

10

SPECIALITY

- 109** Paint Mixers
- 109** Revolving Punch Plier
- 110** Scratch Awl
- 110** Brass Hammers
- 111** Grommet Kits
- 112** Retra Drive Screwdriver

RETRA DRIVE

THE RETRACTABLE CARTRIDGE SCREWDRIVER



DON'T MISS!
pg 112

The brand new Patented Technology Screwdriver...
JUST ONE DOES IT ALL!

NEW! additions

BASS PIN PUNCHES 14




PRECISION PENCIL COMPASS

73



STAINLESS STEEL POCKET RULER

78



PLIERS & WRENCHES

89



INDESTRUCTIBLE HANDLE HAMMERS



30

PENCIL COMPASS

74



VERNIER CALIPER 74



OPEN JAW SLOGGING WRENCHES

106



BNV SERIES BENCH VICES 40



SCRATCH AWL

110



CORRUGATED BASE PLANES

59



GRADUATED SQUAURES

76



RETRA DRIVE

112



PUNCHES & CHISELS



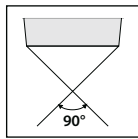
www.groz-tools.com

01

01 CENTRE PUNCHES

Centre Punches are manufactured from selected carbon steel. These are accurately hardened and tempered so that the point will withstand continuous use and the striking end will not splinter. These are ideal for clearly marking metal in work layout & making indentations in a work piece before drilling to ensure correct location of drill points.

The working tips are centered and ground to the correct angle (90° included angle) for increased efficiency in marking. The striking end is chamfered to prevent breakage.



These are available in 3 types:

1. Centre Punches - Heavy Duty
2. Centre Punches - Round Head
3. Centre Punches - Square Head

UTILITY



automotive



industrial



CP/HD/5/ST

A set of 5 Centre Punches containing one each of 5/64" (2mm), 1/8" (3mm), 5/32" (4mm), 1/4" (6mm) & 3/8" (10mm) packed in a vinyl pouch



CENTRE PUNCHES - HEAVY DUTY

Single piece construction with hexagonal shank, these are amongst the strongest and most durable of Centre Punches. Working ends are accurately ground and the punch body has a premium powder coated finish

Cat.Nr.	Ordering Nr.	Point Size (P)		Stock Size		Overall Length (L)	
		Inch	mm	Inch	mm	Inch	mm
CP/HD/5-64	25200	5/64	2	1/4	6	3.1/2	90
CP/HD/1-8	25201	1/8	3	5/16	8	4.1/4	108
◆ CP/HD/5-32	25202	5/32	4	3/8	10	5	125
CP/HD/5-32/SPL	25206	5/32	4	5/16	8	5.1/2	138
◆ CP/HD/1-4	25203	1/4	6	1/2	12	6	150
CP/HD/1-4/SPL	25207	1/4	6	3/8	10	6	150
CP/HD/3-8	25204	3/8	10	5/8	16	6.1/4	160

Sets

CP/HD/5/ST	25205	A set of 5 Centre Punches containing one each of 5/64" (2mm), 1/8" (3mm), 5/32" (4mm), 1/4" (6mm) & 3/8" (10mm) packed in a vinyl pouch.
------------	-------	--

◆ BESTSELLER



52-58
HRC





CP/5/ST
A Set of 5 Centre Punches in sizes 1/16" (1.5mm), 5/64" (2mm), 3/32" (2.5mm), 9/64" (3.5mm) & 5/32" (4mm) packed in a vinyl pouch

CP/8/WD/ST
A Set of 8 Centre Punches in sizes 1/16" (1.5mm), 5/64" (2mm), 3/32" (2.5mm), 1/8" (3mm), 9/64" (3.5mm), 5/32" (4mm), 3/16" (5mm) & 7/32" (5.5mm) packed to a wooden box



CENTRE PUNCHES - ROUND HEAD

Single piece construction with round shank and round striking head. The knurling is clean and well cut to provide a positive finger grip. This range of punches have a rust inhibiting black oxide finish

CENTRE PUNCHES - SQUARE HEAD

Two piece construction with round shank and square striking head. Clean cut knurling on the shank provides a positive finger grip. The 3/8" (9.5 mm) square head provides a larger area for striking & also prevents the punch from rolling off. This range of punches have rust inhibiting black oxide finish

Cat.Nr.	Ordering Nr.	Point Size (P)		Body Diameter		Overall Length (L)	
		Inch	mm	Inch	mm	Inch	mm
CP/1-16	25100	1/16	1.5	1/4	6	3	75
◆ CP/5-64	25101	5/64	2	5/16	8	4	100
CP/3-32	25102	3/32	2.5	5/16	8	4	100
CP/1-8	25103	1/8	3	5/16	8	4	100
CP/9-64	25104	9/64	3.5	5/16	8	4	100
◆ CP/5-32	25105	5/32	4	3/8	10	4	100
CP/3-16	25106	3/16	5	3/8	10	4	100
CP/7-32	25107	7/32	5.5	3/8	10	4	100
◆ CP/1-4	25108	1/4	6	7/16	11	5	125
CP/1-4/SPL	25111	1/4	6	1/2	13	5	125

Sets		
◆ CP/5/ST	25109	A Set of 5 Centre Punches in sizes 1/16" (1.5mm), 5/64" (2mm), 3/32" (2.5mm), 9/64" (3.5mm) & 5/32" (4mm) packed in a vinyl pouch
CP/5/1-8/ST	25110	A Set of 5 Centre Punches in sizes 1/16" (1.5mm), 5/64" (2mm), 3/32" (2.5mm), 1/8" (3mm) & 5/32" (4mm) packed in a vinyl pouch
◆ CP/8/WD/ST	25120	A Set of 8 Centre Punches in sizes 1/16" (1.5mm), 5/64" (2mm), 3/32" (2.5mm), 1/8" (3mm), 9/64" (3.5mm), 5/32" (4mm), 3/16" (5mm) & 7/32" (5.5mm) packed to a wooden box

◆ BESTSELLER

Cat.Nr.	Ordering Nr.	Point Size (P)		Body Diameter		Overall Length (L)	
		Inch	mm	Inch	mm	Inch	mm
CP/SQ/1-16	25150	1/16	1.5	9/32	7	4	100
CP/SQ/3-32	25151	3/32	2.5	9/32	7	4	100
◆ CP/SQ/1-8	25152	1/8	3	9/32	7	4	100
CP/SQ/5-32	25153	5/32	4	9/32	7	4	100
◆ CP/SQ/3-16	25154	3/16	5	9/32	7	4	100
◆ CP/SQ/1-4	25155	1/4	6	3/8	9.5	4	100
CP/SQ/3-16L	25156	3/16	5	13/32	10.5	6.1/2	165

◆ BESTSELLER



02

PIN PUNCHES

Pin Punches are manufactured from high quality carbon steel, accurately hardened and tempered so that the Pin will withstand continuous use and the striking end will not splinter. These are induction hardened to ensure consistent hardness and a special tempering process prevents the head from fracturing, thereby preventing accidents.

These are available in 2 types:

1. Pin Punches - Heavy Duty
2. General Purpose Round Shank Pin Punches

UTILITY



automotive



industrial



Pin Punches are used for driving out and removing already loosened pins & keys after initial movement by a solid or starting punch



PP/HD/6/ST

A set of 6 Pin Punches containing one each of 3/32" (2.5mm), 1/8" (3mm), 5/32" (4mm), 3/16" (5mm), 1/4" (6mm) & 5/16" (8mm), packed in a vinyl pouch



PIN PUNCHES - HEAVY DUTY

Single piece construction with hexagonal shank. Single piece construction imparts additional durability to the punch. Working ends are accurately ground and the punch body is in premium powder coated finish.

Cat.Nr.	Ordering Nr.	Pin Diameter (D)		Stock Size		Overall Length (L)	
		Inch	mm	Inch	mm	Inch	mm
PP/HD/1-16	25600	1/16	1.5	1/4	6	4	100
◆ PP/HD/3-32	25601	3/32	2.5	5/16	8	4.1/2	112
PP/HD/3-32/SPL	25609	3/32	2.5	1/4	6	4.1/4	106
◆ PP/HD/1-8	25602	1/8	3	5/16	8	4.3/4	119
◆ PP/HD/5-32	25603	5/32	4	5/16	8	5	125
◆ PP/HD/3-16	25604	3/16	5	3/8	10	5.1/4	132
PP/HD/3-16/SPL	25610	3/16	5	5/16	8	5.1/4	132
PP/HD/7-32	25605	7/32	5.5	3/8	10	5.1/2	138
◆ PP/HD/1-4	25606	1/4	6	3/8	10	5.3/4	145
PP/HD/5-16	25607	5/16	8	7/16	11	6	150
PP/HD/3-8	25608	3/8	10	1/2	12	6.1/2	163
Sets							
PP/HD/6/ST	25612	A set of 6 Pin Punches containing one each 3/32" (2.5mm), 1/8" (3mm), 5/32" (4mm), 3/16" (5mm), 1/4" (6mm) & 5/16" (8mm), packed in a vinyl pouch					
◆ PP/HD/7/ST	25611	A set of 7 Pin Punches containing one each of 1/16" (1.5mm), 3/32" (2.5mm), 1/8" (3mm), 5/32" (4mm), 3/16" (5mm), 7/32" (5.5mm) & 1/4" (6mm), packed in a vinyl pouch					

◆ BESTSELLER



PP/HD/5L/ST
 A set of 5 extra long Pin Punches containing one each of 1/8" (3mm), 3/16"(5mm), 1/4"(6mm), 5/16"(8mm) & 3/8"(10mm) packed in a vinyl pouch

EXTRA LONG PIN PUNCHES - HEAVY DUTY

The extra Long Pin Punches are useful for all applications where added leverage is required.

Cat.Nr.	Ordering Nr.	Pin Diameter (P)		Stock Size		Overall Length (L)	
		Inch	mm	Inch	mm	Inch	mm
◆ PP/HD/1-8L	25650	1/8	3	5/16	8	8	200
◆ PP/HD/3-16L	25651	3/16	5	3/8	10	8	200
◆ PP/HD/1-4L	25652	1/4	6	3/8	10	8	200
PP/HD/5-16L	25653	5/16	8	7/16	11	8	200
PP/HD/3-8L	25654	3/8	10	1/2	12	8	200

Sets		
PP/HD/5L/ST	25655	A set of 5 extra long Pin Punches containing one each of 1/8" (3mm), 3/16"(5mm), 1/4"(6mm), 5/16"(8mm) & 3/8"(10mm) packed in a vinyl pouch

◆ BESTSELLER



52-58 HRC

GENERAL PURPOSE ROUND SHANK PIN PUNCHES

These round shank pin punches have clean and well cut knurling which provides positive, non slip grip. This range of punches has rust inhibiting black oxide finish.

These are available in 3 different lengths:

- 1. Pin Punches 4" (100 mm) long:**
Single piece construction with 1" (25 mm) long pin.
- 2. Pin Punches 6" (150 mm) long:**
Single piece construction with 1.3/4" (45 mm) long pin.
- 3. Pin Punches 8" (200 mm) long:**
Two piece construction with a 3.3/4" (90 mm) long pin. The two piece construction allows the pin to have a separate hardness from the body which prevents "peening" and also ensures complete straightness over such a long length.



PP/8/WD/ST

A Set of 8 Pin punches containing one each of 1/16" (1.5mm), 3/32"(2.5mm), 1/8"(3mm), 5/32"(4mm), 3/16"(5mm), 7/32"(5.5mm), 1/4"(6mm) & 5/16"(8mm) packed in a wooden box.

UTILITY



industrial


PIN PUNCHES — 4" (100 MM LONG)

Cat.Nr.	Ordering Nr.	Pin Diameter (D)		Body Diameter	
		Inch	mm	Inch	mm
◆ PP/1-16	25560	1/16	1.5	9/32	7
PP/3-32	25561	3/32	2.5	9/32	7
◆ PP/1-8	25562	1/8	3	9/32	7
◆ PP/5-32	25563	5/32	4	9/32	7
◆ PP/3-16	25564	3/16	5	5/16	8
PP/7-32	25565	7/32	5.5	5/16	8
◆ PP/1-4	25566	1/4	6	3/8	10
PP/5-16	25567	5/16	8	7/16	11

Sets

◆ PP/4/ST	25568	A Set of 4 Pin Punches containing one each of 1/8"(3mm), 5/32"(4mm), 3/16"(5mm) & 1/4"(6mm) packed in vinyl pouch
PP/8/ST	25569	A Set of 8 Pin Punches containing one each of 1/16" (1.5mm), 3/32"(2.5mm), 1/8"(3mm), 5/32"(4mm), 3/16"(5mm), 7/32"(5.5mm), 1/4"(6mm) & 5/16"(8mm) packed in a vinyl pouch
◆ PP/8/WD/ST	25580	A Set of 8 Pin Punches containing one each of 1/16" (1.5mm), 3/32"(2.5mm), 1/8"(3mm), 5/32"(4mm), 3/16"(5mm), 7/32"(5.5mm), 1/4"(6mm) & 5/16"(8mm) packed in a wooden box

◆ BESTSELLER





PPR/6/ST
A Set of 6 Pin Punches containing one each of 3/32"(2.5mm), 1/8"(3mm), 5/32"(4mm), 3/16"(5mm), 1/4"(6mm), & 5/16"(8mm) packed in vinyl pouch



DDP/8/ST
A Set of 8 Pin punches in sizes 1/16"(1.5mm), 3/32"(2.5mm), 1/8"(3mm), 5/32"(4mm), 3/16"(5mm), 1/4"(6mm), 5/16"(8mm) & 3/8"(9.5mm) packed in a vinyl pouch


PIN PUNCHES — 6" (150 MM LONG)

Cat.Nr.	Ordering Nr.	Pin Diameter (D)		Body Diameter	
		Inch	mm	Inch	mm
PPR/1-16	25540	1/16	1.5	9/32	7
◆ PPR/3-32	25541	3/32	2.5	9/32	7
PPR/1-8	25542	1/8	3	9/32	7
◆ PPR/5-32	25543	5/32	4	9/32	7
◆ PPR/3-16	25544	3/16	5	5/16	8
PPR/7-32	25545	7/32	5.5	5/16	8
◆ PPR/1-4	25546	1/4	6	3/8	10
PPR/5-16	25547	5/16	8	1/2	12
PPR/3-8	25548	3/8	9.5	1/2	12

Sets

◆ PPR/6/ST	25549	A Set of 6 Pin Punches containing one each of 3/32" (2.5mm), 1/8"(3mm), 5/32"(4mm), 3/16" (5mm), 1/4"(6mm), & 5/16"(8mm) packed in vinyl pouch
PPR/8/ST	25550	A Set of 8 Pin Punches containing one each of 1/16"(1.5mm), 3/32"(2.5mm), 1/8"(3mm), 5/32"(4mm), 3/16"(5mm), 7/32"(5.5mm), 1/4" (6mm) & 5/16"(8mm) packed in a vinyl pouch

◆ BESTSELLER




PIN PUNCHES — 8" (200 MM LONG)

Cat.Nr.	Ordering Nr.	Pin Diameter (D)		Body Diameter	
		Inch	mm	Inch	mm
DDP/1-16	25500	1/16	1.5	23/64	9
DDP/3-32	25501	3/32	2.5	3/8	10
◆ DDP/1-8	25502	1/8	3	3/8	10
DDP/5-32	25503	5/32	4	3/8	10
◆ DDP/3-16	25504	3/16	5	1/2	12
◆ DDP/1-4	25505	1/4	6	1/2	12
◆ DDP/5-16	25506	5/16	8	1/2	12
DDP/3-8	25507	3/8	9.5	1/2	12

Sets

◆ DDP/5/ST	25508	A Set of 5 Pin Punches in sizes 1/8"(3mm), 3/16"(5mm), 1/4"(6mm), 5/16"(8mm) & 3/8"(9.5mm) packed in a vinyl pouch
◆ DDP/8/ST	25509	A Set of 8 Pin Punches in sizes 1/16"(1.5mm), 3/32"(2.5mm), 1/8"(3mm), 5/32"(4mm), 3/16"(5mm) 1/4"(6mm), 5/16"(8mm) & 3/8" (9.5mm) packed in a vinyl pouch

◆ BESTSELLER





BRASS PIN PUNCHES **NEW!**

Brass Punches are ideal for delicate work on soft materials. Non-marring, they do not cause damage to the material being worked upon. These are also used to produce a gentle initial movement with a steel punch being used later to complete the job

Available in 2 lengths:

1. 4" (100 mm)

Solid Brass Construction

2. 8" (200 mm)

2pc Construction with body in steel & punch in brass

BRASS PIN PUNCHES — 4" (100 MM LONG)					
Cat.Nr.	Ordering Nr.	Pin Diameter (D)		Body Diameter	
		Inch	mm	Inch	mm
PP/1-16B	26760	1/16	1.5	9/32	7
PP/3-32B	26761	3/32	2.5	9/32	7
PP/1-8B	26762	1/8	3.0	9/32	7
PP/5-32B	26763	5/32	4.0	9/32	7
PP/3-16B	26764	3/16	5.0	5/16	8
PP/7-32B	26765	7/32	5.5	5/16	8
PP/1-4B	26766	1/4	6.0	3/8	10
PP/5-16B	26767	5/16	8.0	7/16	11

Sets		
PP/4B/ST	26768	A Set of 4, containing 1 each of 1/8" (3mm), 5/32" (4mm), 3/16" (5mm) & 1/4" (6mm) punches, packed to a vinyl pouch
PP/8B/ST	26769	A Set of 8, containing 1 each of 1/16" (1.5mm), 3/32" (2.5mm), 1/8" (3mm), 5/32" (4mm), 3/16" (5mm), 7/32" (5.5mm), 1/4" (6mm) & 5/16" (8mm) punches, packed to a vinyl pouch
PP/8B/WD/ST	26770	A Set of 8, containing 1 each of 1/16" (1.5mm), 3/32" (2.5mm), 1/8" (3mm), 5/32" (4mm), 3/16" (5mm), 7/32" (5.5mm), 1/4" (6mm) & 5/16" (8mm) punches, packed to a wooden box

BRASS PIN PUNCHES — 8" (200 MM LONG)					
Cat.Nr.	Ordering Nr.	Pin Diameter (D)		Body Diameter	
		Inch	mm	Inch	mm
DPP/1-16B	26750	1/16	1.5	23/64	9
DPP/3-32B	26751	3/32	2.5	3/8	10
DPP/1-8B	26752	1/8	3.0	3/8	10
DPP/5-32B	26753	5/32	4.0	3/8	10
DPP/3-16B	26754	3/16	5.0	1/2	12
DPP/1-4B	26755	1/4	6.0	1/2	12
DPP/5-16B	26756	5/16	8.0	1/2	12
DPP/3-18B	26757	3/8	9.5	1/2	12

Sets		
DPP/5B/ST	26758	A Set of 5, containing 1 each of 1/8" (3mm), 3/16" (5mm), 1/4" (6mm), 5/16" (8mm) & 3/8" (9.5mm) punches, packed to a vinyl pouch
PP/8B/ST	26759	A Set of 8, containing 1 each of 1/16" (1.5mm), 3/32" (2.5mm), 1/8" (3mm), 5/32" (4mm), 3/16" (5mm), 1/4" (6mm), 5/16" (8mm) & 3/8" (9.5mm) punches, packed to a vinyl pouch



UTILITY



automotive



industrial




04

STARTING PUNCHES

These Punches are used as a starting tool prior to using Pin Punches, as they are useful for loosening frozen or tight pins and keys, or knocking out rivets. These have a single piece construction with hexagonal shank. Manufactured from selected carbon steel, they are accurately hardened for extended service life. The working ends are machine ground with the body in premium powder coated finish.

Cat.Nr.	Ordering Nr.	Tip Diameter (D)		Stock Size		Overall Length (L)	
		Inch	mm	Inch	mm	Inch	mm
SGP/HD/1-16	25700	1/16	1.5	3/8	10	5	125
SGP/HD/3-32	25701	3/32	2.5	3/8	10	5	125
SGP/HD/1-8	25702	1/8	3	3/8	10	5	125
SGP/HD/1-8/SPL	25720	1/8	3	5/16	8	5	125
SGP/HD/5-32	25703	5/32	4	3/8	10	5	125
SGP/HD/3-16	25704	3/16	5	3/8	10	5	125
SGP/HD/7-32	25705	7/32	5.5	3/8	10	5.1/2	140
SGP/HD/1-4	25706	1/4	6	3/8	10	5	125
SGP/HD/5-16	25707	5/16	8	1/2	12	6	150
SGP/HD/3-8	25708	3/8	9.5	5/8	16	6.1/2	165
SGP/HD/1-2	25709	1/2	12	5/8	16	7	175



52-58 HRC



UTILITY



automotive



industrial

05

DRIFT PUNCHES

Manufactured from selected carbon steel, these have a single piece construction. Punches are accurately hardened and tempered for increased working life. The working ends are machine ground with the body in premium powder coated finish.

Drift Punches are ideal for lining up holes in 2 or more pieces of metal and for drawing pins through various assemblies. These are also referred to as "Alignment Punches".


Cat.Nr.	Ordering Nr.	Tip Diameter (D)		Stock Size		Overall Length (L)	
		Inch	mm	Inch	mm	Inch	mm
DFP/HD/3-32	25800	3/32	2.5	5/16	8	8	200
◆ DFP/HD/1-8	25801	1/8	3	5/16	8	8	200
◆ DFP/HD/5-32	25802	5/32	4	3/8	10	9	225
◆ DFP/HD/5-32/SPL	25822	5/32	4	1/2	12	10	250
◆ DFP/HD/3-16	25803	3/16	5	1/2	12	10	250
DFP/HD/3-16/SPL	25820	3/16	5	5/16	8	10	250
DFP/HD/7-32	25804	7/32	5.5	1/2	12	10	250
DFP/HD/7-32/SPL	25823	7/32	5.5	3/4	19	17.3/4	450
◆ DFP/HD/1-4	25805	1/4	6	5/8	16	12	300
DFP/HD/1-4/SPL	25821	1/4	6	3/8	10	10	250
DFP/HD/5-16	25806	5/16	8	3/4	19	12	300
DFP/HD/3-8	25807	3/8	9.5	3/4	19	15	375
DFP/HD/3-8/SPL	25824	3/8	9.5	5/8	16	10	250
DFP/HD/1-2	25808	1/2	12	7/8	22	18	450

Sets

DFP/HD/7/ST	25809	Set of 7 Drift Punches in sizes 1/8"(3mm), 5/32"(4mm), 3/16"(5mm), 7/32"(5.5mm), 1/4"(6mm), 5/16"(8mm), & 3/8"(9.5mm) packed in vinyl pouch
-------------	-------	---

◆ BESTSELLER

Underlined sizes find use in construction for aligning scaffolding



52-58 HRC



DFP/HD/7/ST

A set of 7 Drift Punches in sizes 1/8" (3mm), 5/32" (4mm), 3/16" (5mm), 7/32" (5.5mm), 1/4" (6mm), 5/16" (8mm) & 3/8" (9.5mm) packed in a vinyl pouch



Insert the punch into the hole, pry or twist both into alignment. Tapping gently with the long well formed taper will ensure that the holes are in perfect alignment.

UTILITY



automotive



industrial

06

ROLL PIN PUNCHES

Single piece construction with hexagonal shank imparts additional durability. Body has a premium powder coated finish with chamfered striking end that helps reduce mushrooming & chipping.

These precision-machined roll pin punches are specifically designed to remove spring pins / roll pins. The heat-treated point has a rounded ball to center the point into the pin allowing the point shoulder to maintain maximum contact with the pin during removal and eliminating any damage to the pin or wall

Cat.Nr.	Ordering Nr.	Pin Diameter (D)		Ball Diameter (D1)		Stock Size		Overall Length (L)	
		Inch	mm	Inch	mm	Inch	mm	Inch	mm
RPP/3-32	25640	3/32	2.5	1/16	1.25	1/4	6	3.1/2	89
RPP/1-8	25641	1/8	3	3/32	2.00	1/4	6	3.3/4	94
RPP/5-32	25642	5/32	4	7/64	2.75	5/16	8	4.1/2	114
RPP/3-16	25643	3/16	5	1/8	3.00	5/16	8	4.1/2	114
RPP/1-4	25644	1/4	6	5/32	4.00	3/8	10	5.1/2	140
RPP/5-16	25645	5/16	8	7/32	5.25	3/8	10	6	150
◆ RPP/6/ST	25646	A Set of 6 Roll Pin punches - containing one each of 3/32"(2.5mm), 1/8"(3mm), 5/32"(4mm), 3/16"(5mm), 1/4"(6mm) & 5/16"(8mm) packed in a vinyl pouch							



52-58 HRC



Roll Pin Punch being used to remove spring pin from a gun



UTILITY



automotive



industrial

07

HINGE CENTERING PUNCH

Hinge Centering Punches are used for starting and centering screw holes when attaching countersunk hardware such as hinges, hangars, hasps, brackets, locks and drawer pulls.

Punch has a spring action with a hardened steel pin for convenient marking. The taper end of the punch ensures starting hole is correctly centered in the screw hole.

Ideal accessory for close quarter drilling



Spring loaded

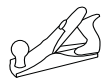
Cat.Nr.	Ordering Nr.	Stock Size		Overall Length	
		Inch	mm	Inch	mm
JCP/01	25004	3/8	10	3	78



Punch being used to mark screw starting centres on a door frame



UTILITY

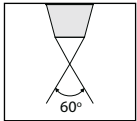


woodworking

08


PRICK PUNCHES

Prick Punches are used for marking metals in work layouts. These punches have a very sharp point (60° included angle), hence are highly suitable where very precise marking / scoring is required. These have a single piece construction with hexagonal shank. Manufactured from selected carbon steel, they are accurately hardened for extended service life. The working ends are machine ground with the body in premium powder coated finish.



Cat.Nr.	Ordering Nr.	Point Size (P)		Stock Size		Overall Length (L)	
		Inch	mm	Inch	mm	Inch	mm
PKP/HD/1-4	25450	5/64	2	1/4	6	3	75
◆ PKP/HD/3-8	25451	5/32	4	3/8	10	5	125
PKP/HD/1-2	25452	1/4	6	1/2	12	6	150

◆ BESTSELLER



UTILITY



automotive



industrial

09

NAIL PUNCHES

Nail Punches are manufactured from selected carbon steel, accurately hardened and tempered for increased service life. Clean-cut knurled round shank provides a positive non-slip grip. The 3/8" (9.5 mm) square head provides a larger striking area and also prevents the punch from rolling off. The striking end is chamfered to prevent breakage. This range of punches have a rust inhibiting black oxide finish.

Nail Punches are designed for driving nail heads below the surface of wood. The working end is cupped to follow the nail head without sliding off. These can also be used to remove nails that have an exposed point. Place the recessed tip against the point of the nail and strike the punch with a hammer to back the nail out of the hole.

Cat.Nr.	Ordering Nr.	Tip Diameter		Overall Length	
		Inch	mm	Inch	mm
◆ NLP/SQ/1-32	25360	1/32	0.80	4	100
◆ NLP/SQ/1-16	25361	1/16	1.5	4	100
◆ NLP/SQ/3-32	25362	3/32	2.5	4	100
◆ NLP/SQ/1-8	25363	1/8	3	4	100
NLP/SQ/5-32	25364	5/32	4	4	100
NLP/SQ/3-16	25365	3/16	5	4	100

Set		
NLP/SQ/3/ST	25366	A set of 3 Nail Punches in sizes 1/32" (0.80mm), 1/16"(1.5mm) & 3/32"(2.5mm)

◆ BESTSELLER



NLP/SQ/3/ST
A set of 3 Nail Punches in sizes 1/32" (0.80mm), 1/16"(1.5mm) & 3/32"(2.5mm)



52-58 HRC

UTILITY



woodworking

10

AUTOMATIC CENTRE PUNCHES

Automatic Centre Punches are a precise means of marking center holes for drilling in layout work. Groz manufactures a complete range of fully automatic single hand operated spring loaded punches, wherein the built in mechanism delivers a punch just with the pressing of the head.

The depth of the impression is variable and can be adjusted from light marking to heavy blows by turning the knurled head. Screwing the cap downwards produces heavy indentation; progressively lighter marking can be obtained by screwing the cap upwards. Once the knurled cap is set to the desired position, the punch will strike the same depth every time.

These have a round shank with clean and well cut knurling for positive non-slip grip. Tips are made from hardened tool steel and can be easily removed for re-sharpening or replacement.

These are available in three types:

1. Automatic Centre Punch - Light Duty
2. Automatic Centre Punch - Heavy Duty
3. Marking Punch



WARNING



UTILITY



automotive

DIY

AUTOMATIC CENTRE PUNCH - LIGHT DUTY

Useful for light marking jobs.

Cat.Nr.	Ordering Nr.	Body Material	Body Diameter		Overall Length (L)	
			Inch	mm	Inch	mm
◆ ACP/1B	25000	Steel	1/2	13	4.3/4	120
■ ACP/77	25005	Aluminium	1/2	13	5	128
■ ACP/87	25007	Aluminium	5/16	8	5.3/4	146

◆ BESTSELLER ■ NEW

AUTOMATIC CENTRE PUNCH - HEAVY DUTY

A heavy-duty version of the above punch. It is capable of making very deep indentations.

Cat.Nr.	Ordering Nr.	Body Material	Body Diameter		Overall Length (L)	
			Inch	mm	Inch	mm
ACP/H-2	25010	Steel	23/32	18	5.3/4	147
STP/ACP/H2 (Spare tip)	25011	Steel	-	-	-	-

MARKING PUNCH

A heavy duty punch with a single piece point and shank.

Cat.Nr.	Ordering Nr.	Body Material	Body Diameter		Overall Length (L)	
			Inch	mm	Inch	mm
MP/88	25020	Steel	5/8	16	6.13/64	157



ACP/1B

ACP/77

ACP/87

ACP/H-2

MP/88

11

STEEL STAMPS

For hand held, hammer struck applications. GROZ, Letter and Number Stamps are manufactured from select quality carbon steel. Punches are through induction hardened, which gives durability and extended life for repeated use. The hardness at the stamping end is maintained at 58-62 HRC, the striking end is tempered to 35-42 HRC. This prevents the punch from splintering during use. The striking end is chamfered to prevent breakage and accidents due to flying splinters.

These are available in two types:

1. Plastic Case:

Standard Number stamps come in a plastic case with the exception of 1/2" (12 mm) which is packed to a metal case. Letter stamps come in a plastic case with the exception of 3/8" (10 mm) & 1/2" (12 mm) which are packed to a metal case.

2. Wood Case:

Both Number & Letter Stamp Sets are also available in a traditional wood case.



UTILITY



Indentation Actual size	ε	8	E	8	E	8	E	8	E
Inch	1/16	3/32	1/8	5/32	3/16	1/4	5/16	3/8	1/2
Stamp size (mm)	1	2	3	4	5	6	8	10	12

NUMBER STAMP SET

The set contains 9 pieces, '0' - '9'. Numbers '6' & '9' are interchangeable

Cat.Nr.	Ordering Nr.	Cat.Nr.	Ordering Nr.	Stamp Size	
				Inch	mm
PLASTIC / METAL CASE		WOOD CASE			
NP/1	25900	NP/WD/1	25930	1/16	1
NP/2	25901	NP/WD/2	25931	3/32	2
◆ NP/3	25902	NP/WD/3	25932	1/8	3
NP/4	25903	NP/WD/4	25933	5/32	4
◆ NP/5	25904	NP/WD/5	25934	3/16	5
◆ NP/6	25905	NP/WD/6	25935	1/4	6
NP/8	25906	NP/WD/8	25936	5/16	8
NP/10	25907	NP/WD/10	25937	3/8	10
NP/12	25908	NP/WD/12	25938	1/2	12

◆ BESTSELLER

LETTER STAMP SET

The set contains 27 pieces, alphabets 'A' through 'Z' and ampersand '&'

Cat.Nr.	Ordering Nr.	Cat.Nr.	Ordering Nr.	Stamp Size	
				Inch	mm
PLASTIC / METAL CASE		WOOD CASE			
LP/1	26100	LP/WD/1	26130	1/16	1
LP/2	26101	LP/WD/2	26131	3/32	2
◆ LP/3	26102	LP/WD/3	26132	1/8	3
LP/4	26103	LP/WD/4	26133	5/32	4
◆ LP/5	26104	LP/WD/5	26134	3/16	5
◆ LP/6	26105	LP/WD/6	26135	1/4	6
LP/8	26106	LP/WD/8	26136	5/16	8
LP/10	26107	LP/WD/10	26137	3/8	10
LP/12	26108	LP/WD/12	26138	1/2	12

◆ BESTSELLER

12

HOLLOW & ARCH PUNCHES

These punches are used for punching round holes in gasket material, leather, rubber, canvas, cardboard, plastic & other soft material.

Special design of the cutting edge prevents jamming of material inside the punch. Cutting edge is induction hardened for extended working life.

These are built in two different styles, as detailed below:

1. Hollow Punches
2. Arch Punches

HOLLOW PUNCHES



ARCH PUNCHES



UTILITY



automotive



DIY



45±5 HRC

HPL/14/ST

A set of 14 Hollow & Arch Punches in sizes 1/4" (6mm), 5/16" (8mm), 3/8" (10mm), 7/16" (11mm), 17/32" (13mm), 9/16" (14mm), 5/8" (16mm), 3/4" (19mm), 7/8" (22mm), 1" (25mm), 1.3/16" (30mm), 1.1/4" (32mm), 1.3/8" (35mm) & 1.1/2" (38mm) packed in a wooden box



HOLLOW PUNCHES

These have a compact cylindrical construction & are machined from one piece steel. They are built only to cut small holes ranging from 3/32" (2mm) to 1" (25mm) diameter

Cat.Nr.	Ordering Nr.	Hole Diameter	
		Inch	mm
HPL/2	26302	3/32	2
◆ HPL/3	26303	1/8	3
HPL/4	26304	5/32	4
◆ HPL/5	26305	3/16	5
HPL/5.5	26371	7/32	5.5
◆ HPL/6	26306	1/4	6
HPL/7	26307	9/32	7
◆ HPL/8	26308	5/16	8
HPL/9	26309	23/64	9
◆ HPL/10	26310	3/8	10
HPL/10.5	26372	13/32	10.5
HPL/11	26311	7/16	11
◆ HPL/12	26312	1/2	12
HPL/13	26313	17/32	13
HPL/14	26314	9/16	14
HPL/15	26315	19/32	15
◆ HPL/16	26316	5/8	16
HPL/17	26317	11/16	17
HPL/18	26318	23/32	18
◆ HPL/19	26319	3/4	19
HPL/20	26320	13/16	20
HPL/21	26321	27/32	21
◆ HPL/22	26322	7/8	22
HPL/23	26323	29/32	23
HPL/24	26324	15/16	24
◆ HPL/25	26325	1	25

◆ BESTSELLER

ARCH PUNCHES

As the name suggests, these have an Arch / Bell Type construction. They are larger in form, with long shaft for convenient holding.

These are built in a range of different hole diameters all the way from 3/16" (5mm) to 2.3/4" (70 mm)

Cat.Nr.	Ordering Nr.	Hole Diameter	
		Inch	mm
◆ HPL/5/BEL	26400	3/16	5
◆ HPL/6/BEL	26401	1/4	6
◆ HPL/8/BEL	26402	5/16	8
◆ HPL/10/BEL	26403	3/8	10
HPL/11/BEL	26404	7/16	11
◆ HPL/12/BEL	26405	1/2	12
HPL/14/BEL	26406	9/16	14
◆ HPL/16/BEL	26407	5/8	16
HPL/18/BEL	26408	23/32	18
◆ HPL/19/BEL	26409	3/4	19
HPL/21/BEL	26410	27/32	21
◆ HPL/22/BEL	26411	7/8	22
HPL/24/BEL	26412	15/16	24
◆ HPL/25/BEL	26413	1	25
HPL/26	26326	1.1/64	26
HPL/27	26327	1.1/16	27
HPL/28	26328	1.3/32	28
HPL/29	26329	1.1/8	29
◆ HPL/30	26330	1.3/16	30
HPL/31	26331	1.7/32	31
◆ HPL/32	26332	1.1/4	32
HPL/33	26333	1.5/16	33
HPL/34	26334	1.11/32	34
HPL/35	26335	1.3/8	35
HPL/36	26336	1.13/32	36
HPL/37	26337	1.15/32	37

Cat.Nr.	Ordering Nr.	Hole Diameter	
		Inch	mm
◆ HPL/38	26338	1.1/2	38
HPL/39	26339	1.17/32	39
HPL/40	26340	1.9/16	40
HPL/41	26341	1.5/8	41
HPL/42	26342	1.21/32	42
HPL/43	26343	1.11/16	43
HPL/44	26344	1.23/32	44
HPL/45	26345	1.25/32	45
HPL/46	26346	1.13/16	46
HPL/47	26347	1.27/32	47
HPL/48	26348	1.7/8	48
HPL/49	26349	1.15/16	49
◆ HPL/50	26350	2	50
HPL/52	26352	2.5/64	52
HPL/54	26354	2.5/32	54
HPL/55	26355	2.3/16	55
HPL/57	26357	2.9/32	57
HPL/58	26358	2.19/64	58
HPL/60	26360	2.3/8	60
HPL/62	26362	2.15/32	62
HPL/63	26363	2.1/2	63
HPL/65	26365	2.9/16	65
HPL/67	26367	2.21/32	67
HPL/68	26368	2-11/16	68
HPL/70	26370	2.3/4	70

◆ BESTSELLER

SETS



HPL/7/BEL/ST

A set of 7 Bell type Arch punches in sizes 1/4" (6mm), 3/8" (10mm), 1/2" (12mm), 5/8" (16mm), 3/4" (19mm), 7/8" (22mm) & 1" (25mm) packed in a vinyl pouch

Cat.Nr.	Ordering Nr.	Constituents
HPL/5/ST	26390	A set of 5 Hollow punches in sizes 3/32" (2mm), 5/32" (4mm), 1/4" (6mm), 5/16" (8mm) & 3/8" (10mm) packed in a vinyl pouch
HPL/5/BEL/ST	26440	A set of 5 Bell type Arch punches in sizes 1/4" (6mm), 3/8" (10mm), 1/2" (12mm), 5/8" (16mm) & 3/4" (19mm) packed in a vinyl pouch
◆ HPL/6/ST	26391	A set of 6 Hollow punches in sizes 3/16" (5mm), 1/4" (6mm), 5/16" (8mm), 3/8" (10mm), 7/16" (11mm) & 1/2" (12mm) packed in a vinyl pouch
HPL/7/ST	26392	A set of 7 punches in sizes 1/4" (6mm), 5/16" (8mm), 3/8" (10mm), 7/16" (11mm), 17/32" (13mm), 5/8" (16mm) & 3/4" (19mm) packed in a vinyl pouch

◆ BESTSELLER



HPL/6/ST

A set of 6 Hollow punches in sizes 3/16" (5mm), 1/4" (6mm), 5/16" (8mm), 3/8" (10mm), 7/16" (11mm) & 1/2" (12mm) packed in a pouch



HPL/10/ST

A set of 10 Hollow punches in sizes 1/4" (6mm), 5/16" (8mm), 3/8" (10mm), 7/16" (11mm), 17/32" (13mm), 9/16" (14mm), 5/8" (16mm), 3/4" (19mm), 7/8" (22mm) & 1" (25mm) packed in a vinyl pouch

Cat.Nr.	Ordering Nr.	Constituents
◆ HPL/7/BEL/ST	26441	A set of 7 Bell type Arch punches in sizes 1/4" (6mm), 3/8" (10mm), 1/2" (12mm), 5/8" (16mm), 3/4" (19mm), 7/8" (22mm) & 1" (25mm) packed in a vinyl pouch
HPL/7A/BEL/ST	26442	A set of 7 Bell type Arch punches in sizes 3/16" (5mm), 5/16" (8mm), 7/16" (11mm), 9/16" (14mm), 23/32" (18mm), 27/32" (21mm) & 15/16" (24mm) packed in a vinyl pouch
◆ HPL/10/ST	26395	A set of 10 Hollow punches in sizes 1/4" (6mm), 5/16" (8mm), 3/8" (10mm), 7/16" (11mm), 17/32" (13mm), 9/16" (14mm), 5/8" (16mm), 3/4" (19mm), 7/8" (22mm) & 1" (25mm) packed in a vinyl pouch
◆ HPL/14/ST	26396	A set of 14 punches in sizes 1/4" (6mm), 5/16" (8mm), 3/8" (10mm), 7/16" (11mm), 17/32" (13mm), 9/16" (14mm), 5/8" (16mm), 3/4" (19mm), 7/8" (22mm), 1" (25mm), 1.3/16" (30mm), 1.1/4" (32mm), 1.3/8" (35mm) & 1.1/2" (38mm) packed in a wooden box
HPL/16/ST	26397	A set of 16 punches in sizes 1/4" (6mm), 5/16" (8mm), 3/8" (10mm), 7/16" (11mm), 17/32" (13mm), 9/16" (14mm), 5/8" (16mm), 3/4" (19mm), 7/8" (22mm), 1" (25mm), 1.3/16" (30mm), 1.1/4" (32mm), 1.3/8" (35mm), 1.1/2" (38mm), 1.25/32" (45mm) & 2" (50mm) packed in a wooden box

13

COLD CHISELS

Manufactured to the highest safety standards, cold chisels are individually forged from high quality steel. The precisely ground cutting edge is induction hardened (52 – 58 HRC) to give improved performance over longer periods of time. Hardness at the striking end is maintained to under 42 HRC, so that the head will not splinter when subject to hammer blows. Shank is powder coated and the cutting edge is accurately ground.

Acc BS 3066

These are available in the following types:

1. Octagonal Cold Chisels
2. Concrete Point Chisels

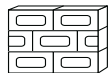


52-58
HRC



forged
construction

UTILITY



masonry



industrial



OCTAGONAL COLD CHISELS

They are used for general work on cutting and chipping of metals, and shaping, facing and cutting of stonework. The extra long chisels are useful for all cutting and shaping jobs where extra length is required. The larger size cold chisels are also available with strong impact proof polypropylene hand guards. These are designed to protect the user's hands from misplaced hammer blows.

Cat.Nr.	Ordering Nr.	Blade Width (W)		Stock Size		Overall Length (L)	
		Inch	mm	Inch	mm	Inch	mm
OCTAGONAL COLD CHISELS							
CHS/4/1-4	32827	1/4	6	1/4	6	4	100
CHS/5/1-4	32800	1/4	6	1/4	6	5	125
CHS/6/1-4	32828	1/4	6	1/4	6	1/4	150
CHS/5/5-16	32801	5/16	8	1/4	6	5	125
CHS/4/3-8	32817	3/8	10	5/16	8	4	100
CHS/5/3-8	32829	3/8	10	5/16	8	5	125
CHS/5.5/3-8	32802	3/8	10	5/16	8	5.1/2	140
◆ CHS/6/1-2	32803	1/2	13	7/16	11	6	150
CHS/8/1-2	32818	1/2	13	7/16	11	8	200
CHS/10/1-2	32831	1/2	13	7/16	11	10	250
CHS/12/1-2	32810	1/2	13	7/16	11	12	300
CHS/6.5/5-8	32804	5/8	16	1/2	13	6.1/2	163
CHS/7/5-8	32819	5/8	16	1/2	13	7	175
CHS/12/5-8	32811	5/8	16	1/2	13	12	300
CHS/18/5-8	32820	5/8	16	1/2	13	18	450
CHS/7/3-4	32805	3/4	19	5/8	16	7	175
◆ CHS/8/3-4	32825	3/4	19	5/8	16	8	200
◆ CHS/10/3-4	32826	3/4	19	5/8	16	10	250
◆ CHS/12/3-4	32812	3/4	19	5/8	16	12	300
CHS/18/3-4	32815	3/4	19	5/8	16	18	450



Cat.Nr.	Ordering Nr.	Blade Width (W)		Stock Size		Overall Length (L)	
		Inch	mm	Inch	mm	Inch	mm
CHS/24/3-4	32832	3/4	19	5/8	16	24	600
CHS/7.5/7-8	32806	7/8	22	3/4	19	7.1/2	190
CHS/8/7-8	32821	7/8	22	3/4	19	8	200
CHS/12/7-8	32813	7/8	22	3/4	19	12	300
CHS/8/0-1	32807	1	25	7/8	22	8	200
CHS/9/0-1	32833	1	25	7/8	22	9	225
◆ CHS/10/0-1	32823	1	25	7/8	22	10	250
◆ CHS/12/0-1	32814	1	25	7/8	22	12	300
CHS/15/0-1	32824	1	25	7/8	22	15	380
CHS/18/0-1	32816	1	25	7/8	22	18	450
CHS/24/0-1	32834	1	25	7/8	22	24	600

SET

CHS/6/ST	32830	A set of 6 Chisels of size 5"x 1/4" (125mm x 6mm), 5" x 5/16" (125 mm x 8mm), 5.5"x 3/8" (140mm x 10mm), 6"x1/2" (150 mm x 13mm), 6.5"x 5/8" (163mm x 16mm), 7" x 3/4" (175mm x 19mm) packed in a vinyl pouch					
----------	-------	---	--	--	--	--	--

OCTAGONAL COLD CHISELS WITH GRIP GUARD

◆ CHS/10/3-4/GRP/YE	32841	3/4	19	5/8	16	10	250
◆ CHS/12/3-4/GRP/YE	32843	3/4	19	5/8	16	12	300
CHS/18/3-4/GRP/YE	32845	3/4	19	5/8	16	18	450
CHS/8/0-1/GRP/YE	32840	1	25	7/8	22	8	200
◆ CHS/10/0-1/GRP/YE	32842	1	25	7/8	22	10	250
◆ CHS/12/0-1/GRP/YE	32844	1	25	7/8	22	12	300
CHS/18/0-1/GRP/YE	32846	1	25	7/8	22	18	450

◆ **BESTSELLER**



52-58
HRC



CONCRETE POINT CHISELS

These are used for breaking up concrete floors, sidewalks etc. Channels in concrete floors should be marked out with a flat chisel before using the Concrete Point Chisel for stock removal. The larger sizes are available with strong impact proof polypropylene handguards that protect the users hands from misplaced hammer blows.

Cat.Nr.	Ordering Nr.	Point Size (P)		Stock Size		Overall Length (L)	
		Inch	mm	Inch	mm	Inch	mm
CRP/150-13	32650	5/32	4	1/2	13	6	150
CRP/200-13	32651	5/32	4	1/2	13	8	200
CRP/250-16	32652	7/32	5	5/8	16	10	250
◆ CRP/250-19	32653	1/4	6	3/4	19	10	250
◆ CRP/300-19	32654	1/4	6	3/4	19	12	300

CONCRETE POINT CHISELS WITH GUARD

■ CRP/250-19/GRP	32661	1/4	6	3/4	19	10	250
■ CRP/300-19/GRP	32662	1/4	6	3/4	19	12	300

◆ **BESTSELLER**

■ **NEW**



52-58
HRC



14

BOLSTERS

Bolsters are manufactured as a single piece forging from high quality carbon steel, accurately hardened to BS 3066 specification.

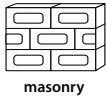
The cutting edge is hardened 52 - 58 HRC with the striking end maintained under 42 HRC

The complete Bolster is powder coated and the cutting edge is accurately ground. Each Bolster is permanently marked with safety warning message.

Brick Bolsters are also available with polypropylene hand guards. These hand guards are designed to protect the user's hands from misplaced hammer blows.

Acc BS 3066

UTILITY



masonry



forged construction



BRICK BOLSTER

Brick Bolsters are used for cutting brick, stone & paving slabs. These should not be used on concrete containing reinforcing bars

BRICK BOLSTERS							
Cat.No.	Ordering Nr.	Blade Width (W)		Stock Size		Overall Length (L)	
		Inch	mm	Inch	mm	Inch	mm
◆ BRC/75	32601	3	75	7/8	22	9	230
◆ BRC/100	32602	4	100	7/8	22	9	230
BRC/115	32603	4.1/2	115	1	25	9	230
BRICK BOLSTERS WITH GUARD							
◆ BRC/75/GRP/YE	32621	3	75	7/8	22	9	230
◆ BRC/100/GRP/YE	32622	4	100	7/8	22	9	230
BRC/115/GRP/YE	32628	4.1/2	115	1	25	9	230

◆ BESTSELLER



15 WRECKING BARS

Manufactured from octagonal section steel, Wrecking Bars have a forged construction. These are useful for leveraging timber and for pulling out nails from timber, dismantling wooden crates etc. All Wrecking Bars come in attractive powder coated finish



Cat.No.	Ordering Nr.	Length		Section	
		Inch	mm	Inch	mm
WB/000	33100	12	300	5/8	16
WB/00	33101	16	400	5/8	16
◆ WB/01	33102	18	450	5/8	16
WB/02	33103	20	500	5/8	16
◆ WB/03	33104	24	600	3/4	19
WB/04	33105	28	700	3/4	19
WB/05	33106	30	750	3/4	19
WB/07	33108	36	900	3/4	19
WB/06	33107	40	1000	3/4	19

◆ BESTSELLER



ELECTRICIAN'S BOLSTER

With a much thinner blade construction than a Brick Bolster, Electrician's Floorboard Bolsters are used for cutting tongued joints & lifting floorboards.

FLOOR CHISELS / ELECTRICIAN BOLSTER

Cat.No.	Ordering Nr.	Blade Width (W)		Stock Size		Overall Length (L)	
		Inch	mm	Inch	mm	Inch	mm
◆ FLR/CHS/9/2-1-2	32642	2.1/2	63	5/8	16	9	230
FLR/CHS/12/0-3	32641	3	75	3/4	19	12	300

FLOOR CHISELS / ELECTRICIAN BOLSTERS WITH GUARD

◆ FLR/CHS/9/2-1-2/GRP/YE	32643	2.1/2	63	5/8	16	9	230
FLR/CHS/12/0-3/GRP/YE	32645	3	75	3/4	19	12	300

◆ BESTSELLER



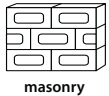
16

BRICKLAYER'S LINE PINS

Used in conjunction with builder's lines for marking out positions or aligning brickwork etc. Line Pins are individually forged. Accurately hardened these are suitable for use with hardened mortar as well. Line Pins have a rust inhibiting plated finish and are sold as a set of two

Cat.No.	Ordering Nr.	Overall Length	
		Inch	mm
LPN/01/ST	32659	6	150

UTILITY



masonry



forged construction



Line Pin being used for aligning wall with corner



17

PUNCH & CHISEL SETS

A range of kits carefully thought about, keeping in mind the needs of the journeyman... the farmer or rancher... the mechanic ...the carpenter. This is an excellent way to keep your tools organized. These kits are packed in heavy-duty terylene pouches for easy access, organization and storage



KIT/24/ST

CAT.NR.: KIT/24/ST ORDERING NR.: 33003 / 24 PC PUNCH AND CHISEL KIT

Constituents	Blade Width		Stock Size		Overall Length	
	Inch	mm	Inch	mm	Inch	mm
Octagonal Cold Chisels						
CHS/5/1-4	1/4	6	1/4	6	5	125
CHS/5/5-16	5/16	8	1/4	6	5	125
CHS/5/5/3-8	3/8	10	5/16	8	5.1/2	140
CHS/6/1-2	1/2	13	7/16	11	6	150
CHS/6.5/5-8	5/8	16	1/2	13	6.1/2	163
CHS/7/3-4	3/4	19	5/8	16	7	175
CHS/7.5/7-8	7/8	22	3/4	19	7.1/2	190
Centre Punches – Heavy Duty						
CP/HD/1-4	1/4	6	1/2	12	6	150
CP/HD/5-32	5/32	4	3/8	10	5	125
CP/HD/5-64	5/64	2	1/4	6	3.1/2	90
Pin Punches – Heavy Duty						
PP/HD/1-16	1/16	1.5	1/4	6	4	100
PP/HD/3-32	3/32	2.5	5/16	8	4.1/2	112
PP/HD/1-8	1/8	3	5/16	8	4.3/4	119
PP/HD/5-32	5/32	4	5/16	8	5	125
PP/HD/3-16	3/16	5	3/8	10	5.1/4	132
PP/HD/1-4	1/4	6	3/8	10	5.3/4	145
PP/HD/5-16	5/16	8	7/16	11	6	150
Starting Punches – Heavy Duty						
SGP/HD/1-16	1/16	1.5	3/8	10	5	125
SGP/HD/1-8	1/8	3	3/8	10	5	125
SGP/HD/5-32	5/32	4	3/8	10	5	125
SGP/HD/3-16	3/16	5	3/8	10	5	125
SGP/HD/1-4	1/4	6	3/8	10	5	125
SGP/HD/5-16	5/16	8	1/2	12	6	150
ACP/1B	Automatic Center Punch, Black Powder Coated – Length 4.3/4" (120 mm), Body Diameter 33/64" (13 mm)					



KIT/14/ST



KIT/26/ST

CAT. NR.: KIT/14/ST ORDERING NR.: 33001 / 14 PC PUNCH AND CHISEL KIT

Constituents	Blade Width		Stock Size		Overall Length	
	Inch	mm	Inch	mm	Inch	mm
Octagonal Cold Chisels						
CHS/5.5/3-8	3/8	10	5/16	8	5.1/2	140
CHS/6/1-2	1/2	13	7/16	11	6	150
CHS/6.5/5-8	5/8	16	1/2	13	6.1/2	163
CHS/7/3-4	3/4	19	5/8	16	7	175
CHS/7.5/7-8	7/8	22	3/4	19	7.1/2	190
Centre Punches – Heavy Duty						
CP/HD/5-32	5/32	4	3/8	10	5	125
CP/HD/1-4	1/4	6	1/2	12	6	150
Pin Punches – Heavy Duty						
PP/HD/1-16	1/16	1.5	1/4	6	4	100
PP/HD/1-8	1/8	3	5/16	8	4.3/4	119
PP/HD/3-16	3/16	5	3/8	10	5.1/4	132
Drift Punches – Heavy Duty						
DFP/HD/1-8	1/8	3	5/16	8	8	200
DFP/HD/5-32	5/32	4	3/8	10	9	225
Starting Punches – Heavy Duty						
SGP/HD/5-16	5/16	8	1/2	12	6	150
SGP/HD/1-8	1/8	3	3/8	10	5	125

UTILITY




industrial

CAT. NR.: KIT/26/ST ORDERING NR.: 33004 / 26 PC PUNCH AND CHISEL KIT

Constituents	Blade Width		Stock Size		Overall Length	
	Inch	mm	Inch	mm	Inch	mm
Octagonal Cold Chisels						
CHS/ST/5/1-4	1/4	6	1/4	6	5	125
CHS/5/5-16	5/16	8	1/4	6	5	125
CHS/5.5/3-8	3/8	10	5/16	8	5.1/2	140
CHS/6/1-2	1/2	13	7/16	11	6	150
CHS/6.5/5-8	5/8	16	1/2	13	6.1/2	163
CHS/7/3-4	3/4	19	5/8	16	7	175
CHS/7.5/7-8	7/8	22	3/4	19	7.1/2	190
CHS/8/0-1	1	25	1/2	13	8	200
CHS/12/1-2	1/2	13	7/16	11	12	300
Centre Punches – Heavy Duty						
CP/HD/1-4	1/4	6	1/2	12	6	150
CP/HD/3-8	3/8	10	5/8	16	6.1/4	160
CP/HD/5-32	5/32	4	3/8	10	5	125
Pin Punches – Heavy Duty						
PP/HD/3-32	3/32	2.5	5/16	8	4.1/2	112
PP/HD/1-8	1/8	3	5/16	8	4.3/4	119
PP/HD/5-32	5/32	4	5/16	8	5	125
PP/HD/3-16	3/16	5	3/8	10	5.1/4	132
PP/HD/1-4	1/4	6	3/8	10	5.3/4	145
PP/HD/3-8	3/8	10	1/2	12	6.1/2	163
Starting Punches – Heavy Duty						
SGP/HD/1-16	1/16	1.5	3/8	10	5	125
SGP/HD/1-8	1/8	3	3/8	10	5	125
SGP/HD/3-16	3/16	5	3/8	10	5	125
SGP/HD/1-4	1/4	6	3/8	10	5	125
Drift Punches – Heavy Duty						
DFP/HD/1-8	1/8	3	5/16	8	8	200
DFP/HD/3-16	3/16	5	1/2	12	10	250
DFP/HD/1-4	1/4	6	5/8	16	12	300
Drift Punches – Heavy Duty						
PKP/HD/3-8	5/32	4	3/8	10	5	125



KIT/8/ST



KIT/16/ST

UTILITY



automotive



industrial

CAT.NR.: KIT/8/ST ORDERING NR.: 33000 / 8 PC PUNCH AND CHISEL KIT

Constituents	Blade Width		Stock Size		Overall Length	
	Inch	mm	Inch	mm	Inch	mm
Octagonal Cold Chisels						
CHS/6/1-2	1/2	13	7/16	11	6	150
CHS/6.5/5-8	5/8	16	1/2	13	6.1/2	163
CHS/7/3-4	3/4	19	5/8	16	7	175
Centre Punches – Heavy Duty						
CP/HD/5-32/SPL	5/32	4	5/16	10	5.1/2	125
Pin Punches – Heavy Duty						
PP/HD/1-8	1/8	3	5/16	8	4.3/4	119
PP/HD/3-16/SPL	3/16	5	5/16	8	5.1/4	132
PP/HD/1-4	1/4	6	3/8	10	5.3/4	145
Starting Punches – Heavy Duty						
SGP/HD/3-16	3/16	5	3/8	10	5	125

CAT.NR.: KIT/16/ST ORDERING NR.: 33002 / 16 PC PUNCH AND CHISEL KIT

Constituents	Blade Width		Stock Size		Overall Length	
	Inch	mm	Inch	mm	Inch	mm
Octagonal Cold Chisels						
CHS/5/5-16	5/16	8	1/4	6	5	125
CHS/6/1-2	1/2	13	7/16	11	6	150
CHS/6.5/5-8	5/8	16	1/2	13	6.1/2	163
CHS/7/3-4	3/4	19	5/8	16	7	175
CHS/8/7-8/SPL	7/8	22	5/8	16	8	200
Centre Punches – Heavy Duty						
CP/HD/1-8	1/8	3	5/16	8	4.1/4	108
CP/HD/5-32/SPL	5/32	4	5/16	8	5.1/2	138
CP/HD/1-4/SPL	1/4	6	3/8	10	6	150
Pin Punches – Heavy Duty						
PP/HD/1-8	1/8	3	5/16	8	4.3/4	119
PP/HD/3-16/SPL	3/16	5	5/16	8	5.1/4	132
PP/HD/1-4	1/4	6	3/8	10	5.3/4	145
Drift Punches – Heavy Duty						
DFP/HD/3-16/SPL	3/16	5	5/16	8	10	250
DFP/HD/1-4/SPL	1/4	6	3/8	9.5	10	250
Starting Punches – Heavy Duty						
SGP/HD/1-8/SPL	1/8	3	5/16	8	5	125
SGP/HD/3-16	3/16	5	3/8	10	5	125
SGP/HD/1-4	1/4	6	3/8	10	5	125



KIT/7/ST



KIT/13/ST

UTILITY



automotive

CAT.NR.: KIT/7/ST ORDERING NR.: 33005 / 7 PC PUNCH AND CHISEL KIT

Constituents	Blade Width		Stock Size		Overall Length	
	Inch	mm	Inch	mm	Inch	mm
Octagonal Cold Chisels						
CHS/6/1-2	1/2	13	7/16	11	6	150
CHS/6.5/5-8	5/8	16	1/2	13	6.1/2	163
CHS/7/3-4	3/4	19	5/8	16	7	175
Centre Punches – Heavy Duty						
CP/HD/5-32	5/32	4	5/16	8	5.1/2	138
Pin Punches – Heavy Duty						
PP/HD/1-8	1/8	3	5/16	8	4.3/4	119
PP/HD/3-16/SPL	3/16	5	5/16	8	5.1/4	132
Drift Punches – Heavy Duty						
DFP/HD/5-32	5/32	4	3/8	10	9	230

CAT.NR.: KIT/13/ST ORDERING NR.: 33006 / 13 PC PUNCH AND CHISEL KIT

Constituents	Blade Width		Stock Size		Overall Length	
	Inch	mm	Inch	mm	Inch	mm
Octagonal Cold Chisels						
CHS/6/1-2	1/2	13	7/16	11	6	150
CHS/6.5/5-8	5/8	16	1/2	13	6.1/2	163
CHS/7/3-4	3/4	19	5/8	16	7	175
Centre Punches – Heavy Duty						
CP/HD/1-4	1/4	6				
Pin Punches – Heavy Duty						
PP/HD/1-8	1/8	3	5/16	8	4.3/4	119
PP/HD/3-16/SPL	3/16	5	5/16	8	5.1/4	132
PP/HD/1-4	1/4	6	3/8	10	5.3/4	145
PP/HD/5-16	5/16	8	7/16	11	6	150
PP/HD/3-32/SPL	3/32	2.5	1/4	6	4.1/4	108
Drift Punches – Heavy Duty						
DFP/HD/3-16	3/16	5	1/2	13	10	250
DFP/HD/5-32/SPL	5/32	4	1/2	13	10	250
DFP/HD/3-8/SPL	3/8	10	5/8	16	10	250
Prick Punches – Heavy Duty						
PKP/HD/3-8	3/8	10	3/8	10	5	125

INDESTRUCTIBLE HANDLE HAMMERS

DON'T MISS
BACK INSIDE COVER
FOR THE NEWLY
LAUNCHED
CLAW
HAMMER

www.groz-tools.com

02



**STEEL
LOCKING
PLATE**

locks head to the handle eliminating loosening or dislodging

**HI-VISIBILITY
HEAD**

instant identification on any job site

**VULCANIZED
RUBBER HANDLE**

Absorbs impact & vibration, reducing user fatigue

Protects user in the event of striking an electrical wire

Made from special grade of ozone resistant rubber for use in tough outside environments

Handles on most head sizes weigh more than the head, allowing user to apply double the torque on any struck surface

**DROP
FORGED
HEAD**

with striking ends induction hardened

**SPRING
STEEL BARS**

9/32" (7.1 mm) dia. spring steel bars resist overstrike without breaking

**STEEL REINFORCED
LANYARD HOLE**



BS 876

For material, hardness & performance



OUTSTANDING DURABILITY

In our desire to build the world's strongest Sledge Hammer, we tested our Indestructible Handle Sledge Hammer against Sledges with different handles. We attached each Sledge to an Electronic drive machine & tested for both Direct & Overstrikes at a strike rate of 80 blows per minute

DIRECT STRIKE TEST



Wood Handle
broke in 450
Strikes



Fibre Glass Handle
broke in 7,000
Strikes



Groze Indestructible
Handle Hammers
recorded 36,000 blows,
with no indication of
deformation

OVERSTRIKE TEST



Wood Handle
broke in 208
Overstrikes



Fibre Glass Handle
broke in 4,126
Overstrikes



Groze Indestructible
Handle Hammers
recorded 36,000 blows,
with no indication of
deformation

WE STOPPED
COUNTING AFTER

36,000

STRIKES

INDESTRUCTIBLE
HANDLE
GROZ

7,000

STRIKES
ON FIBRE GLASS
HANDLE

450

STRIKES
ON WOODEN
HANDLE

THE RESULT

The Groz Indestructible Handle Hammers come with a 12 month warranty from Invoice Date. These are designed to ensure that the hammer handle will not break/separate from the hammer head under normal wear & tear. Warranty does not cover use of the hammer other than as a hand-held striking tool, nor to breakage/ mushrooming etc. of the hammer head

18

CLUB HAMMERS **NEW!**

Indestructible Handle is made up of 4 spring steel bars that run all the way through the handle. Bars are locked with the hammer head using steel locking plates ensuring that the head never gets dislodged. Ergonomic rubber grip handle absorbs vibration and reduces fatigue. Special bonding process ensures that the head never gets loose from the handle.

These are available in 2 types:

1. Heavy Duty 52 HRC Head

Forged from special steel, the hammer head is induction case hardened 52-56 HRC. These hammers are especially useful in demolition work where the struck surface is softer than the hammer head

UTILITY

DRIVING IN STAKES
METALFORMING
SETTING BOLTS
MINOR DEMOLITION WORK

2. Soft Face 30 HRC Head

Forged from special steel, the hammer head is induction case hardened & then tempered to reduce hardness to within 30-35 HRC. Softer head is designed to mushroom when striking harder base materials. Prevents damage to struck work pieces

UTILITY

CONSTRUCTION
METAL FORMING
OVER GROUND MINING
MAINTENANCE OF CUTTING TOOLS



STEEL LOCKING PLATE



4 SPRING STEEL BARS



ERGONOMIC RUBBER GRIP HANDLE



HEAVY DUTY
52 HRC HEAD



SOFT FACE
30 HRC HEAD

Cat.No.	Ordering Nr.	Head Weight		Handle Length	
		lbs	kg	Inch	mm
HEAVY DUTY 52 HRC HEAD					
CHID/2.5/12	34500	2.5	1.1	12	300
◆ CHID/4/12	34501	4	1.8	12	300
CHID/4/16	34502	4	1.8	16	400
SOFT FACE 30 HRC HEAD					
■ CHID/SF/2.5/12	34550	2.5	1.1	12	300
■ CHID/SF/4/12	34551	4	1.8	12	300

◆ BESTSELLER ■ NEW

TEMPERATURE



Working Temperature Range
-10°C (14°F) to 50°C (122°F)

19 SLEDGE HAMMERS

NEW!

Indestructible Handle is made up of 6 spring steel bars that run all the way through the handle. Bars are locked with the hammer head using steel locking plates ensuring that the head never gets dislodged. Ergonomic rubber grip handle absorbs vibration and reduces fatigue. Special bonding process ensures that the head never gets loose from the handle.

These are available in 2 types:

1. Heavy Duty 52 HRC Head:

Forged from special steel, the hammer head is induction case hardened 52-56 HRC. These hammers are especially useful in demolition work where the struck surface is softer than the hammer head. These are also available with a short handle (12-16" length), especially useful in automotive applications

UTILITY

- DRIVING IN STAKES
- HEAVY DEMOLITION WORK
- CONSTRUCTION: FRACTURING STONE & CONCRETE
- DRIVING FENCE POSTS
- POLICE, FIRE & RESCUE
- REBAR WORK
- RAILROADS
- BENDING & SHAPING METAL


2. Soft Face 30 HRC Head:

Forged from special steel, the hammer head is induction case hardened & then tempered to reduce hardness to within 30-35 HRC. Softer head is designed to mushroom when striking harder base materials. Prevents damage to struck work pieces.

UTILITY

- CONSTRUCTION
- AGRICULTURE
- AUTOMOTIVE
- OVERGROUND MINING
- RAILROAD
- MAINTENANCE OF CUTTING TOOLS

Cat.No.	Ordering Nr.	Head Weight		Handle Length	
		lbs	kg	Inch	mm
HEAVY DUTY 52 HRC HEAD					
■ SHID/6/16	34521	6	2.7	16	400
SHID/6/24	34510	6	2.7	24	600
SHID/6/30	34511	6	2.7	30	750
■ SHID/8/12	34522	8	3.6	12	300
■ SHID/8/16	34523	8	3.6	16	400
◆ SHID/8/24	34512	8	3.6	24	600
◆ SHID/8/30	34513	8	3.6	30	750
■ SHID/8/36	34517	8	3.6	36	900
SHID/10/30	34514	10	4.5	30	750
■ SHID/10/36	34518	10	4.5	36	900
SHID/12/30	34515	12	5.5	30	750
■ SHID/12/36	34519	12	5.5	36	900
◆ SHID/14/30	34516	14	6.3	30	750
■ SHID/14/36	34520	14	6.3	36	900



STEEL LOCKING PLATE



6 SPRING STEEL BARS



ERGONOMIC RUBBER GRIP HANDLE



HEAVY DUTY 52 HRC HEAD

SOFT FACE 30 HRC HEAD

TEMPERATURE



Working Temperature Range
-10°C (14°F) to 50°C (122°F)

Cat.No.	Ordering Nr.	Head Weight		Handle Length	
		lbs	kg	Inch	mm
SOFT FACE 30 HRC HEAD					
■ SHID/SF/6/30	34560	6	2.7	30	750
■ SHID/SF/8/30	34561	8	3.6	30	750
■ SHID/SF/10/30	34562	10	4.5	30	750
■ SHID/SF/12/30	34563	12	5.5	30	750

◆ BESTSELLER ■ NEW

20

COPPER HEAD SLEDGE HAMMERS

NEW!



Indestructible Handle is made with Spring Steel Bars that run all the way through the handle. Bars are locked with the Hammer Head using Steel Locking Plates ensuring that the head never gets dislodged. Ergonomic Rubber Grip Handle absorbs shock & vibration reducing fatigue. Special bonding process ensures that head never gets loose from the handle.

Hammer Head is forged from 99.9% pure Copper for Spark free use. Copper Head resists sparking & reduces marring of most struck surfaces



UTILITY

METAL FORMING
MINING
UNDERGROUND COAL MINING

TEMPERATURE

Working Temperature Range
-10°C (14°F) to 50°C (122°F)



STEEL LOCKING PLATE



4-6 SPRING STEEL BARS



ERGONOMIC RUBBER GRIP HANDLE

Cat.No.	Ordering Nr.	Head Weight		Handle Length	
		lbs	kg	Inch	mm
CHID/4/12/CU	34600	4	1.8	12	300
SHID/8/24/CU	34610	8	3.6	24	600
SHID/14/30/CU	34611	14	6.3	30	750

21

BALL PEIN HAMMERS

NEW!



Indestructible 14" (350 mm) long handle is made with Spring Steel Bars that run all the way through the handle. Bars are locked with the Hammer head using Steel Locking Plates ensuring that the head never gets dislodged. Ergonomic Rubber Grip Handle absorbs shock & vibration reducing fatigue. Special bonding process ensures that head never gets loose from the handle.

Hammer Head is forged from special steel & is induction case hardened to 52 to 56 HRC for extended life.

TEMPERATURE



Working Temperature Range
-10°C (14°F) to 50°C (122°F)

WARNING

Do not strike objects harder than 46 HRC. Striking items of a greater hardness is liable to cause fracture or chipping

UTILITY

BENDING & SHAPING METAL
DRIVING PUNCHES & CHISELS
CONCRETE & STONE WORK
HAND FORGING
SETTING RIVETS
PEEN RIVETED & WELDED MATERIAL
TEXTURING FACE OF METAL

Cat.No.	Ordering Nr.	Head Weight		Handle Length	
		oz.	Inch	mm	
BPID/24/14	34540	24	14	350	
BPID/32/14	34541	32	14	350	
■ BPID/48/14	34542	48	14	350	

■ NEW



STEEL LOCKING PLATE



2 SPRING STEEL BARS



ERGONOMIC RUBBER GRIP HANDLE

22

CROSS PEIN HAMMERS

NEW!



Indestructible 16" (400 mm) long handle is made with Spring Steel Bars that run all the way through the handle. Bars are locked with the Hammer head using Steel Locking Plates ensuring that the head never gets dislodged. Ergonomic Rubber Grip Handle absorbs shock & vibration reducing fatigue. Special bonding process ensures that head never gets loose from the handle.

Hammer Head is forged from special steel & is induction case hardened to 52 to 56 HRC for extended life

TEMPERATURE



Working Temperature Range
-10°C (14°F) to 50°C (122°F)

WARNING

Do not strike objects harder than 46 HRC. Striking items of a greater hardness is liable to cause fracture or chipping

UTILITY

HEAVY FORGING
BENDING & SHAPING METAL
SPREADING METAL
DRIVING PUNCHES & CHISELS
DRIVING MASONRY DRILLS
CONCRETE & STONE WORK
STARTING PANEL PINS & TACKS

Cat.No.	Ordering Nr.	Head Weight		Handle Length	
		lbs	kg	Inch	mm
CPID/2/16	34530	2.5	1.15	16	400
CPID/3/16	34531	3.5	1.60	16	400



STEEL LOCKING PLATE



4 SPRING STEEL BARS




ERGONOMIC RUBBER GRIP HANDLE



INDESTRUCTIBLE TECHNOLOGY MAKES OUR HAMMERS IDEAL FOR USE IN CONSTRUCTION & MINING JOBS, WHERE A FAILURE IS MORE THAN JUST AN INCONVENIENCE

	Club Hammers	Sledge Hammers (6 to 10 lbs)	Sledge Hammers (12 to 14 lbs)	Ball Pein Hammers	Cross Pein Hammers	Copper Head Hammers	Soft Face Hammers
Construction: Fracturing Stone & Concrete		Y	Y				Y
Minor Demolition Work	Y						
Heavy Demolition Work		Y	Y				
Driving Fence Posts		Y	Y				
Driving in Stakes	Y	Y	Y				
Setting Bolts	Y						
Rebar Work		Y	Y				
Railroads		Y	Y				Y
Police , Fire & Rescue		Y	Y				
Concrete & Stone Work					Y		
Driving Masonry Drills	Y						
Mining			Y			Y	Y
Underground Coal Mining						Y	
Metalfforming	Y					Y	Y
Heavy Forging					Y		
Hand Forging				Y			
Bending & Shaping Metal				Y	Y		
Spreading Metal					Y		
Texturing face Of Metal				Y			
Starting Panel pins & tacks					Y		
Setting Rivets				Y			
Peen Riveted & Welded Material				Y			
Driving Punches & Chisels	Y			Y	Y		

VICES & CLAMPS



23

MECHANICS VICES - BENCH VICES

Groz manufactures a comprehensive range of Mechanic's Vices useful for all general purpose, medium and heavy-duty applications. Manufactured from high quality grey iron castings - a very strong material with excellent shock absorbing capacity and immense strength under compression- these rigid and robust vices are designed for smooth operation and reliability

The front jaw beam with machined construction fully encloses the vice spindle protecting the threads from contaminants and damage. The unbreakable SG Iron nut securely locked in the body ensures maximum thread surface contact and constant alignment between body and the sliding jaw. Jaws are hardened 45± 5 HRC for increased resistance to wear. Knurling on jaws ensures a firm grip of the work piece. Perfect alignment of main screw and nut reduces wear and gives long trouble free service.

Vices have an attractive powder coated finish with main screw and handle chrome plated. The anvil has a ground finish.

A common sight in almost all workshops and garages, these are available with a fixed or swivel base. The swivel base allows rotation through 360° making these vices useful in confined spaces or in applications where the angle of the vice has to be frequently changed to accept work of varying lengths. The swivel base can be conveniently removed and the vice converted back to a regular fixed base vice.

These are available in 2 types:

- 1) Heavy Duty Mechanic's BV Series Vices
- 2) Mechanic's BNV Series Vices



Cast



Tensile Strength

UTILITY



industrial



automotive

WARNING




no hammering

FIXED
BASE
VICES



SWIVEL
BASE
VICES



HEAVY DUTY BV SERIES

These are amongst the heaviest vices in the market place. The strong body, heavy slide jaw and large diameter main screw are designed to withstand tough usage in industrial applications and training workshops. Swivel bases are available as spares.

Cat. Nr.	Ordering Nr.	Jaw Width		Jaw Opening		Throat Depth		Net Wt. Each Kg.
		Inch	mm	Inch	mm	Inch	mm	
FIXED BASE VICES								
BV/F/75	35400	3	75	4	100	2	50	5.500
◆ BV/F/100	35401	4	100	5	125	2.5/32	55	9.700
BV/F/125	35402	5	125	6	150	2.3/4	70	14.700
◆ BV/F/150	35403	6	150	7	175	3.5/32	80	18.200
BV/F/200	35404	8	200	8	200	4	100	30.400
SWIVEL BASE VICES								
BV/S/75	35405	3	75	4	100	2	50	6.500
BV/S/100	35406	4	100	5	125	2.5/32	55	11.800
◆ BV/S/125	35407	5	125	6	150	2.3/4	70	18.000
◆ BV/S/150	35408	6	150	7	175	3.5/32	80	22.000
BV/S/200	35409	8	200	8	200	4	100	36.400


SWIVEL BASES

Cat. Nr.	Ordering Nr.	Suitable for Vice With Jaw Width	
SWB/75	35420	3"	75 mm
SWB/100	35421	4"	100 mm
SWB/125	35422	5"	125 mm
SWB/150	35423	6"	150 mm
SWB/200	35424	8"	200 mm

◆ BESTSELLER




FIXED BASE VICES



Forged Spindle with Square Threads



SWIVEL BASE VICES



Hardened jaws knurled for firm grip

Floating SG Iron Nut

BNV SERIES VICES **NEW!**

Though lighter in weight than the Heavy Duty model, these are extremely sturdy and very useful in general purpose workshop applications

These vices are designed for gripping / holding jobs and should not be used where heavy hammering is anticipated.

Cat. Nr.	Ordering Nr.	Jaw Width		Jaw Opening		Throat Depth		Net Wt. Each Kg
		Inch	mm	Inch	mm	Inch	mm	
FIXED BASE								
BNV/F/100	35471	4	100	4	100	2-9/32	58	7.00
BNV/F/125	35472	5	125	5	125	2-7/8	72	10.50
BNV/F/150	35473	6	150	6	150	3-1/8	79	13.50
BNV/F/200	35474	8	200	8	200	3-9/64	80	21.50
SWIVEL BASE								
BNV/S/100	35481	4	100	4	100	2-9/32	58	8.00
BNV/S/125	35482	5	125	5	125	2-7/8	72	12.00
BNV/S/150	35483	6	150	6	150	3-1/8	79	15.50
BNV/S/200	35484	8	200	8	200	3-9/64	80	24

24

ENGINEER'S STEEL BENCH VICES

With an all steel construction, these fixed base vices are built to withstand the shocks of hammering, chipping and other tough applications.

Each vice has an integrated anvil for shaping and beating, together with an extra heavy-duty sliding jaw and large diameter screw. Forged tommy bar along with the steel main screw helps in effective transmission of pressure on the work piece.

Carbon Steel jaws are hardened 50 ± 5 HRC to withstand tough use and are serrated for non-slip grip. Safety stopper provided at the end of slide prevents slide from fall during usage.

Also available is the **Offset Jaw Vice**: Offset jaw design allows for unlimited vertical depth for holding long jobs without any obstruction from the vice slide



UTILITY




automotive



industrial

Offset jaws hold long & bulky jobs without obstruction from the vice slide



REGULAR JAW VICE



OFFSET JAW VICE

Cat.Nr.	Ordering Nr.	Jaw Width (W)		Jaw Opening		Throat Depth (D)		Net Wt kgs
		Inch	mm	Inch	mm	Inch	mm	
REGULAR JAW VICES								
EBV/F/100	35450	4	100	4.3/4	120	3.5/32	80	6.30
◆ EBV/F/150	35451	6	150	6	150	3.5/8	90	18.00
◆ EBV/F/200	35452	8	200	8	200	4.3/8	110	37.500
■ EBV/F/250	35458	10	250	10	250	4-23/32	120	43.00
■ EBV/F/300	35459	12	300	12	300	6	150	46.50
■ EBV/F/375	35457	15	375	15	375	6	150	78.00
OFFSET JAW VICES								
OBV/F/100	35460	4	100	4.3/4	120	—	—	7.00
◆ OBV/F/150	35461	6	150	7	175	—	—	20.00
OBV/F/200	35462	8	200	8	200	—	—	40.00

◆ BESTSELLER

■ NEW

25

DRILL PRESS VICES UNIGRIP


Sturdy craftsman design for drill stands, bench drills and drill presses, these compact vices have a low profile format making them suitable for multitude of metal working and woodworking applications.

Manufactured from graded cast iron, vices have a precision ground base and vice bed for smooth lateral movement of the movable jaw. Fixed jaw with 3 longitudinal and 1 transversal prisms allows firm gripping of round stock both horizontally and vertically. Special seat in jaws facilitates clamping of low height work pieces. Spindle moves inside the hollow hand grip allowing the vice to be tightened at any position on the table thus increasing the scope of application of the vice. Elongated clamping slots for rapid adjustment of the vice on the work table help save time.


This vice is also available with 3 mounting options via 2 additional precisely ground surfaces: end face and side face. This allows for drilling along all axes with a single setting of the job and holding of long workpieces which are cumbersome and difficult to manage in regular vices.



DRILL PRESS VICE - UNIGRIP



3 WAY DRILL PRESS VICE - UNIGRIP



Fully ground side face allows for right angle machining with the same jaw setting. The jaw width acts as jaw height facilitating longer workpieces to be held



Fully ground end face allows for right angle machining with the same machine setting



Cast

GROUND BASE



UTILITY



industrial

DRILL PRESS VICES - UNIGRIP

Cat. Nr.	Ordering Nr.	Jaw Width		Jaw Opening		Jaw Depth	
		Inch	mm	Inch	mm	Inch	mm
DPV/UG/75	35120	3.3/16	80	2.3/4	70	1.3/16	30
◆DPV/UG/100	35121	4	100	3.5/8	92	1.3/16	30
◆DPV/UG/125	35122	5	120	4.3/8	110	1.3/8	35
3 WAY DRILL PRESS VICE - UNIGRIP							
DPV/UG/3/100	35125	4	100	3.1/2	88	1.3/16	30

◆ BESTSELLER

26

DIY DRILL PRESS VICES

Useful for light drilling operations, these vices are manufactured from graded cast iron and have a ground base for smooth movement. Fixed jaw with 3 longitudinal and 1 transversal prisms allows firm gripping of round stock both horizontally and vertically. Special seat in jaws facilitates clamping of low height work pieces

Cat.Nr.	Ordering Nr.	Jaw Width		Jaw Opening		Jaw Depth	
		Inch	mm	Inch	mm	Inch	mm
DPV/CI/63	35194	2.1/2	63	2.3/8	61	1	25
DPV/CI/80	35195	3.3/16	80	3.9/32	84	1	25
DPV/CI/100	35196	4	100	3.3/8	86	1	25

UTILITY



Cast



industrial



DIY



27

REVERSIBLE VICE

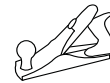
A compact and convenient vice suitable for a variety of DIY applications. Unique design additionally allows it to be used as a Pen Press. Made from cast iron, the body and sliding jaw are aligned with two steel guide rods and the main screw for smooth action. Polypropylene jaws impart a soft yet firm grip. Under pressure these jaws deform around the work piece and return to their original shape when the work is removed. Jaw capacity can be doubled from 3.1/2" (90mm) to 7" (175mm) by removing the sliding jaw and placing it at the back of the body-making the vice reversible. With a 360° swivel base this is amongst the most versatile and convenient work holding tools

Cat.Nr.	Ordering Nr.	Jaw Width		Jaw Opening		Throat Depth		Pipe Jaw Capacity	
		Inch	mm	Inch	mm	Inch	mm	Inch	mm
RV/75-175	35530	3.1/2	90	3.1/2	90	1.1/2	40	7/8	22
				Reversed					
		7	175						

UTILITY



Cast



woodworking



DIY



V Grooved polypropylene jaws help in holding round and thin materials gently but firmly

Pipe jaws for holding pipes upto 7/8" (22 mm)

REVERSIBLE - Jaw capacity can be doubled from 3.1/2"(90mm) to 7"(175mm) by removing the main screw, guide, rods, sliding jaw section and placing it in the back of the body

28

HOBBYIST VICES

Groz manufactures a complete range of compact vices for a wide variety of metal and woodworking applications. While ideal for use by model makers and DIY enthusiasts, these can also be used by the serious craftsman for light duty jobs. Manufactured from high quality grey iron castings, these are machined to close tolerances resulting in smooth operation and reliability. Vices have an attractive enamelled finish with main screw and handle in chrome plated finish.

These are available in 3 types:

Hobbyist Vices with fixed and swivel bases:

For applications that involve working in confined spaces, the swivel base vice is the ideal answer.

Hobbyist Vices with an integrated clamp:

The integrated clamp renders portability to the vice allowing it to be clamped conveniently onto any working surface.

Hobbyist Vice with swivel base and integrated clamp:

Portable and compact, the built in clamp allows the vice to be clamped onto any surface 1.1/2" (38 mm) deep easily. The swiveling base further enhances the versatility of the vice.



Cast

UTILITY

DIY

Cat. Nr.	Ordering Nr.	Jaw Width		Integrated Clamp Capacity	
		Inch	mm	Inch	mm
FIXED BASE					
◆ TBV/FB/32	35510	1.1/4	32	--	--
TBV/FB/40	35511	1.5/8	40	--	--
TBV/FB/50	35512	2	50	--	--
TBV/FB/60	35513	2.3/8	60	--	--
TBV/FB/75	35514	3	75	--	--
SWIVEL BASE					
TBV/SB/32	35515	1.1/4	32	--	--
TBV/SB/40	35516	1.5/8	40	--	--
TBV/SB/50	35517	2	50	--	--
◆ TBV/SB/60	35518	2.3/8	60	--	--
◆ TBV/SB/75	35519	3	75	--	--
WITH INTEGRATED CLAMP					
TBV/C/32	35521	1.1/4	32	1.1/8	29
TBV/C/40	35522	1.5/8	40	1.3/8	35
TBV/C/50	35523	2	50	1.3/8	35
◆ TBV/C/60	35524	2.3/8	60	1.11/16	43
TBV/C/75	35525	3	75	1.3/4	45
TBV/C/100	35526	4	100	1.3/4	45
WITH SWIVEL BASE AND INTEGRATED CLAMP					
TBV/RC/50	35520	2	50	1.1/2	38

◆ BESTSELLER



FIXED BASE VICE



SWIVEL BASE VICE



HOBBYIST VICES WITH AN INTEGRATED CLAMP



HOBBYIST VICE WITH SWIVEL BASE & INTEGRATED CLAMP

29 HAND VICES

Manufactured from high grade cast iron, these vices are best suited for working on small jobs. The vice can either be gripped in one hand or held between the jaws of a larger vice thus allowing better access to the work piece. The jaws are tightened by means of a large wing nut. Vice body has an attractive enamelled finish, the main screw is plated which prevents corrosion

Cat. Nr.	Ordering Nr.	Overall Length		Jaw Width	
		Inch	mm	Inch	mm
HV/75	35500	3	75	1.3/8	35
◆ HV/100	35501	4	100	1.9/16	40
HV/125	35502	5	125	2	50

◆ BESTSELLER

UTILITY

DIY



Cast



30 ANVILS CAST STEEL

Professional quality anvils, these are manufactured from cast steel that allows these to be used for far more rigorous applications than a conventional cast iron anvil. The anvil face is precision ground and provided with Pritchel & Hardy holes. The beak is strong and can be used for bending applications. Anvil body has an attractive oven baked finish. An unbreakable, indispensable tool for any workshop

Cat. Nr.	Ordering Nr.	Size	
		Kg	lbs
AVL/CS/5	14210	5	11
AVL/CS/10	14211	10	22
AVL/CS/15	14212	15	33
AVL/CS/20	14213	20	44
AVL/CS/30	14214	30	66
AVL/CS/40	14215	40	88
◆ AVL/CS/50	14216	50	110

◆ BESTSELLER



Cast



31

G CLAMPS GENERAL PURPOSE

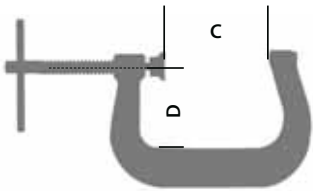
The Groz 13D Series G clamps are by far the most superior and popular amongst various G clamps of this category. Manufactured from SG iron with a tensile strength of over 60,000 PSI these are guaranteed unbreakable under normal usage. Further, the handle is so designed that it will bend before the frame can be overstressed. Steel main screw has ACME threads for smooth operation. The swiveling pad adopts the correct angle and applies even pressure on the work piece.

Frames have attractive textured powder coated finish with spindle in black oxide finish for increased resistance to corrosion.

These are useful for a variety of metal and woodworking applications

Also available:

One Hand Operated G Clamp: A unique design that is operated using just one hand leaving the other free for holding workpiece



Cat. Nr.	Ordering Nr.	Capacity (C)		Throat Depth (D)		Frame Proof Load	
		Inch	mm	Inch	mm	Kgs	lbs
GCL/13D/50	35807	2	50	1.5/8	42	363	800
GCL/13D/75	35800	3	75	1.11/16	44	455	1000
◆ GCL/13D/100	35801	4	100	2.11/32	59	545	1200
◆ GCL/13D/150	35802	6	150	3	75	635	1400
GCL/13D/200	35803	8	200	3.1/8	80	775	1700
GCL/13D/250	35804	10	250	3.1/2	90	1000	2200
GCL/13D/300	35805	12	300	4	100	1135	2500

ONE HAND G CLAMP

◆ GCL/OH/4	35850	4	100	2.3/8	61	545	1200
GCL/OH/6	35851	6	150	3.3/32	79	635	1400

◆ **BESTSELLER**

UTILITY



woodworking



industrial



Cast



Series OH

One Hand G Clamps can be operated by one hand using the special knurled nut, leaving the other hand free to hold the item being clamped

32

G CLAMPS JUNIOR

Clamps are individually forged making them amongst the strongest junior G Clamps. Frames are powder coated and Steel Screws are Zinc Plated for increased resistance to corrosion

Cat. Nr.	Ordering Nr.	Capacity (C)		Throat Depth (D)		Frame Proof Load	
		Inch	mm	Inch	mm	Kgs	lbs
◆ GCL/FSJ/1	35730	1	25	1	25	225	500
GCL/FSJ/1-1-4	35731	1.1/4	31	1.1/4	31	365	800
◆ GCL/FSJ/1-1-2	35732	1.1/2	38	1.1/2	38	385	850
◆ GCL/FSJ/0-2	35733	2	50	1.1/4	31	400	875
GCL/FSJ/0-3	35735	3	75	1.3/8	35	500	1100
GCL/FSJ/2-1-2	35734	2.1/2	63	2.1/2	63	385	850

◆ BESTSELLER

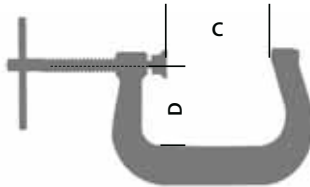
UTILITY



industrial



forged construction



HACKSAW FRAMES & BLADES



www.groz-tools.com

04

33

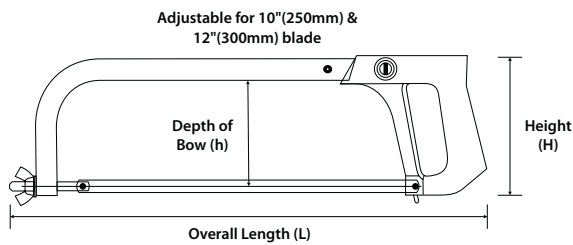
HANDYMAN'S HACKSAW

An adjustable frame with outstanding design and superior quality. The rectangular section of the tubular bow ensures perfect combination of rigidity and balance. The Aluminium die cast handle, unbreakable in normal use provides a comfortable grip and also directs pressure in the correct line of thrust for maximum efficiency

The saw is adjustable for 10" (250 mm) & 12" (300 mm) blades. The blade can additionally be set for sawing at 90°. A handy storage compartment in the tubular bow allows for storing spare blades

The lightweight design of this saw makes it exceptionally useful for overhead cutting or use from a ladder or scaffolding.

The saw comes complete with a 12" (300 mm) chrome steel hacksaw blade



Cat. Nr.	Ordering Nr.	Overall Length (L)		Height (H)		Depth of Bow (H)	
		Inch	mm	Inch	mm	Inch	mm
◆ HF/15/BS	30010	17	430	5.1/8	130	4.15/64	106

◆ BESTSELLER

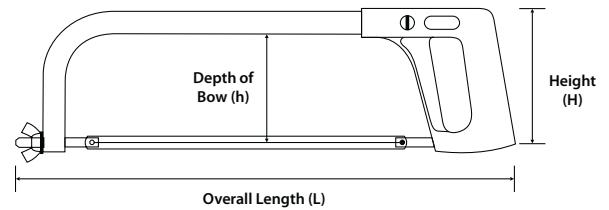
34

HACKSAW FRAME PROFESSIONAL

A rugged heavy-duty industrial quality hacksaw designed for the professional. Strong aluminium die cast handle provides comfort and control whilst the guarded grip design protects knuckles from grazing.

The tubular frame has a square section which provides the perfect combination of balance and rigidity and a curved front end designed for comfortable two hand usage. Easy to use blade tensioning device helps to set the blade correctly.

The saw comes complete with a 12" (300 mm) chrome steel hacksaw blade



Cat. Nr.	Ordering Nr.	Details	Overall Length (L)		Height (H)		Depth of Bow (h)	
			Inch	mm	Inch	mm	Inch	mm
◆ HF/12/BC	30000	Chrome Plated frame with blue handle	17-5/16	440	5-1/8	130	4	103
HF/12/RB	30001	Black frame with red handle	17-5/16	440	5-1/8	130	4	103

◆ BESTSELLER



UTILITY



metalworking

35

JUNIOR SAW FRAMES

Superior quality steel wire frame is designed to ensure correct alignment and give perfect blade tension during use. Blade holders intrinsic in the frame, avoid protrusion of the blade from the ends. Blade replacement is simply by compressing the front end of the frame against any solid surface.

These are available in two types:

Junior Hacksaw Frame - Powder Coated: Steel wire frame has rust inhibiting powder coated finish. Available in attractive blue or grey finish.

Junior Hacksaw Frame - Plated: Plated steel wire frame has a finger guard preventing injury to the user. Comes complete with a 6" (150 mm) all hard blade

JUNIOR SAW FRAME — POWDER COATED

Cat. Nr.	Ordering Nr.	Frame	Overall Length		Height		Depth of Bow	
			Inch	mm	Inch	mm	Inch	mm
◆ JHF/4PD/BU	30130	Blue	9.7/16	240	2.3/4	70	2.3/8	60
JHF/4PD/GY	30131	Grey	9.7/16	240	2.3/4	70	2.3/8	60

JUNIOR SAW FRAME — PLATED

◆ JHF/4	30120	Plated	9.7/16	240	2.3/8	60	2.1/8	53
---------	-------	--------	--------	-----	-------	----	-------	----

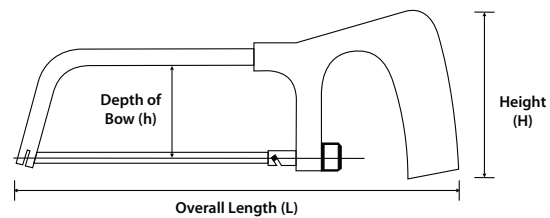
◆ BESTSELLER

36

JUNIOR SAW BABY BITE

This is a tough junior saw designed to provide the handyman and the professional, the best means for coping with small sawing applications.

The compact steel frame is light, yet strong and has a blade tensioning device that locks when the correct blade tension is reached. Ergonomically designed pistol grip handle is made from high quality ABS plastic and comes in attractive colours. The saw comes complete with a 6" (150 mm) blade



Cat. Nr.	Ordering Nr.	Handle	Overall Length (L)		Height (H)		Depth of Bow (h)	
			Inch	mm	Inch	mm	Inch	mm
JHF/P12/RD	30100	Red	10	250	4	100	2	50
JHF/P12/GY	30101	Grey	10	250	4	100	2	50
■ JHF/P12/BL	30105	Black	10	250	4	100	2	50

■ NEW



UTILITY



metalworking

DIY

37

FRET SAW FRAMES

Exceptionally rigid and well designed saw, very useful for fine cutting work in most materials.

The design of the bow allows the blade to be tensioned as it is clamped in the frame. The serrated clamps operated via the screw and wing nut maintain firm grip on the blade.

The Fret Saw is available in a choice of blue powder coated or premium chrome plated finish. Well designed wooden handle provides comfortable grip.

The saw comes complete with a standard fret saw blade.



Veneers & Laminates



Pipes & Tubes



Cat. Nr.	Ordering Nr.	Details	Overall Length		Height		Depth of Bow	
			Inch	mm	Inch	mm	Inch	mm
FSF/9	30223	Blue Powder Coated Frame	12	300	12	300	11-3/8	285
◆ FSF/9/CP	30222	Chrome Plated Frame	12	300	12	300	11-3/8	285

◆ BESTSELLER

UTILITY



Woodworking

38

COPING SAW FRAMES

An ideal saw for the discerning craftsman and DIY enthusiasts, the Coping Saw is useful for cutting intricate shapes in wood. Blade can be turned to cut at any angle, correct tension being applied by turning the handle.

Rigid and well balanced frame is available in a choice of blue powder coated or premium chrome plated finish. Well designed wooden handle provides comfortable grip.


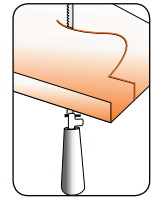
The saw comes complete with a well set coping saw blade



Veneers & Laminates



Pipes & Tubes

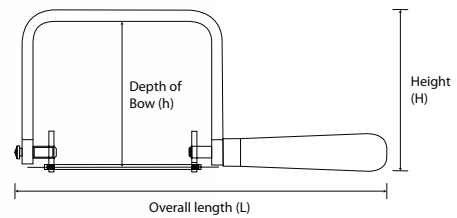


CSF/10/CP

Blade can be turned to cut at any angle



CSF/10



Cat. Nr.	Ordering Nr.	Details	Overall Length (L)		Height (H)		Depth of Bow (h)	
			Inch	mm	Inch	mm	Inch	mm
CSF/10	30220	Blue Powder Coated Frame	12-3/4	320	5-7/16	136	5	125
◆ CSF/10/CP	30221	Chrome Plated Frame	12-3/4	320	5-7/16	136	5	125

◆ BESTSELLER

UTILITY



Woodworking



Jeweller's Tool

39


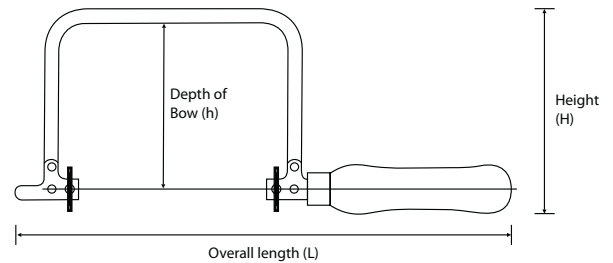
PIERCING SAW FRAMES

Piercing saws are used by skilled craftsmen in metalworking, jewellery and dentistry applications for precision profile cutting of thin metals, plastics etc. All Piercing Saw Frames come fitted with piercing saw blade

These are available in 2 types:

Adjustable Piercing Saw Frame: Adjustable for different blade lengths, it is able to accommodate even broken blades thus extending blade life

Deep Bow Piercing Saw Frame: Specially designed with a deeper bow, allowing use on applications that require larger depth



Cat. Nr.	Ordering Nr.	Details	Overall Length (L)		Height (H)		Depth of Bow (h)	
			Inch	mm	Inch	mm	Inch	mm
PSF/A/11	30200	Adjustable	13	325 (Max.)	3-11/32	85	2-3/4	70
PSF/8	30201	Deep Bow	12	300	4-1/2	115	3-3/4	95

UTILITY



jeweller's tool

40

MINI SAW BLADES

Standard 6" (150mm) long mini saw blades, these are unbreakable in normal use and provide a handy and efficient means for cutting metals and other materials.

Available in 2 distinct types for metal cutting and wood cutting applications.

Metal Cutting Blades

Available in two types:

1. Shatterproof blades with hardened teeth
2. All hard blades (used as a standard on all Groz Mini Saws & Junior Saws)

Wood Cutting Blades

Useful for general purpose sawing especially on soft woods.

Sold as a Pack of 10 Blades

MINI SAW BLADE - WOOD CUTTING



MINI SAW BLADE - ALL HARD



MINI SAW BLADE - SHATTERPROOF



Cat. Nr.	Ordering Nr.	TPI (Threads per inch)	Specifications
MSB/55	30304	32	Shatterproof blades with hardened teeth. Useful for all metal working applications.
◆ MSB/H/55	30303	32	All hard blades. Useful for all metalworking applications
MSB/WD/55	30305	14	Wood Cutting Blades

◆ BESTSELLER

UTILITY



Woodworking



metalworking

41

HACKSAW BLADES

Manufactured from high grade chrome alloy steel, these are useful for light and medium sawing work.

Available in two lengths: 10" (250 mm) and 12" (300 mm), both with 18 TPI and 24 TPI.

Sold as a pack of 10 Blades

Cat. Nr.	Ordering Nr.	Length	TPI (Threads per inch)
HB/C/01	30324	10" (250 mm)	18
HB/C/02	30325	10" (250 mm)	24
◆ HB/C/03	30326	12" (300 mm)	18
◆ HB/C/04	30327	12" (300 mm)	24

◆ BESTSELLER

UTILITY



metalworking



58-62
HRC



42

PIERCING SAW BLADES

These are ideal for hand and light machine sawing of gold, silver, steel, copper, brass, aluminium, nickel etc.

Whilst designed for use with the Groz Piercing Saw Frames, these will also conveniently fit onto standard Piercing Saw Frames of other makes. Overall length 5" (125 mm).

Sold as a pack of 12 Blades

Cat. Nr.	Ordering Nr.	Blade Nr.	TPI (Threads per inch)
PSB/G/2/0	30343	2/0	58
PSB/G/1/0	30344	1/0	58
PSB/G/0	30345	0	52
◆ PSB/G/1	30346	1	48
◆ PSB/G/2	30342	2	42
PSB/G/3	30347	3	42
▶ PSB/G/4	30348	4	32
PSB/G/5	30349	5	32
PSB/G/6	30380	6	32

◆ BESTSELLER

▶ Comes as Standard with GROZ Piercing Saw Frames

UTILITY




Jeweller's Tool

HACKSAW BLADES



PIERCING SAW BLADES



43 FRET SAW BLADES

These are ideal for hand and light machine sawing of wood, bone, vulcanite, fibre, horn and plastics etc.

Whilst designed for use with the Groz Fret Saw Frame these will also conveniently fit onto standard Fret Saw Frames of other makes. Overall length 5" (125 mm).

Sold as a pack of 12 Blades

Cat. Nr.	Ordering Nr.	Blade Nr.	TPI (Threads per inch)
FSB/3	30357	3	18
◆ FSB/4	30358	4	18
FSB/5	30359	5	16
▶ FSB/6	30360	6	16
◆ FSB/8	30361	8	14
FSB/10	30362	10	12
FSB/12	30363	12	10

◆ BESTSELLER ▶ Comes as Standard with GROZ Fret Saw Frames

UTILITY



Woodworking

44 COPING SAW BLADES

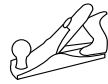
These are manufactured from high quality steel and are accurately heat treated to give the correct combination of hardness and toughness. Teeth are properly shaped & set to ensure speed of cutting and ease of turning

Whilst designed for use with the Groz Coping Saw Frames, these will also conveniently fit onto Standard Coping Saw Frames of other makes.

Sold as a pack of 10 Blades

Cat. Nr.	Ordering Nr.	Length	TPI (Threads per inch)
CSB/170	30314	6-1/2" (165mm)	14

UTILITY



Woodworking



Jeweller's Tool



FRET SAW BLADES



COPING SAW BLADES



WOODWORKING



www.groz-tools.com

05

45 BENCH PLANES

Highest Quality Bench planes, engineered to exact tolerances while maintaining traditional standards of workmanship, design & performance

Groz planes have fine & robust Grey Cast Iron bases which are accurately machined & ground to high precision. Sole is flat to 0.003"(0.075mm). Spring steel cutter blade is hardened to 55 ± 5 HRC and hones quickly to a razor sharp, long lasting edge. Accurately machined blade seating eliminates blade "chatter". Fully adjustable frog provides the required setting for the specific job.

Attractive hardwood handle and knob with brass adjusting nut and screw heads makes this a favourite with the discerning woodworker

Select models are available with corrugated base - very useful for work on resinuous or sticky timbers

Cat. Nr.	Ordering Nr.	Type	Suitable For	Length		Cutter Width	
				Inch	mm	Inch	mm
SP/3	39700	Smoothing Plane	Final finishing work	9.1/2	240	1.3/4	45
◆ SP/4	39701	Smoothing Plane	Final finishing work	10.1/4	260	2	50
◆ JP/5	39702	Jack Plane	For heavy stock removal when preparing sawn timber prior to final finishing	14	355	2	50
FP/6	39703	Fore Plane	Used for flattening and smoothing wider panels such as table tops and work bench tops	18	458	2.3/8	60
JP/7	39704	Jointer Plane	Used for truing up the edges of long boards prior to joining them together to create large boards	22	560	2.3/8	60

CORRUGATED BASE PLANES

■ SP/3C	39705	Smoothing Plane	Final finishing work	9.1/2	240	1.3/4	45
■ SP/4C	39706	Smoothing Plane	Final finishing work	10.1/4	260	2	50
■ JP/5C	39707	Jack Plane	For heavy stock removal when preparing sawn timber prior to final finishing	14	355	2	50

◆ BESTSELLER

■ NEW



46

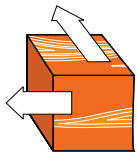
DUPLEX RABBIT & FILLISTER PLANE

Manufactured from high quality grey iron castings, the plane is used for producing rabbeting cuts in doorframes, windows, furniture & cabinet carcasses. Cuts rabbets both with & across the grain!

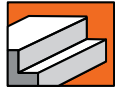
The plane has 2 positions for the cutter. The rear position for regular rabbet work & the forward position for bull-nose work. When used in usual rear position, the cutter is adjustable for depth of cut.

Cat. Nr.	Ordering Nr.	Length		Cutter Width	
		Inch	mm	Inch	mm
◆ DRFP/78	39730	8-1/2	212	1-1/2	40

◆ BESTSELLER



cuts rabbets both with and across the grain



makes rabbet cuts in wood for doorframes, windows, furniture and cabinet carcasses

The Plane is fitted with:

Spur

Kept flush with the base when cutting with the grain. It is brought into use by turning through 90° when cutting across the grain. The Spur in this position prevents tearing & splintering of wood which otherwise would occur when cutting across the grain.

Adjustable Fence

Can be fitted on either side of the plane.

Depth Gauge

Adjustable upto 1/2" (12mm). This also is removable



DRFP/78

47

BLOCK PLANES

These are small planes especially useful for working on end grain of timber & small-scale chamfering and planing jobs.

Robust grey cast iron bases are accurately machined and ground with flatness of sole within 0.003" (0.075mm). The plane iron is set at a low angle to ensure efficient end grain planing jobs.

Block Planes are available in two types:

With Fixed Mouth: General purpose block plane with screw for adjusting depth of cut. The cutter is held rigidly by a knurled wheel and screw and set at 21° angle

With Adjustable Mouth: Especially useful for cutting plastic laminate and other man-made materials. The cutter is set at an angle of 13-1/2° and is fully adjustable for depth of cut. Mouth is adjustable for coarse or fine work

Cat. Nr.	Ordering Nr.	Length		Cutter Width		Blade Angle	Type
		Inch	mm	Inch	mm		
BP/220	39791	7	180	1-5/8	42	21°	Fixed Mouth
◆ BP/605	39790	6-1/4	160	1-3/8	35	13-1/2°	Adjustable Mouth

◆ BESTSELLER



BP/220

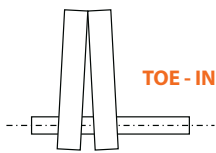


BP/605

48

WOODWORKING VICES PLAIN SCREW

These are manufactured from close-grained grey cast iron for long trouble free service. Accurately machined housings ensure smooth sliding movement. Accurately fitted solid steel guide rods reduce wear and tear giving the vices a smooth and true parallel action, free of side or cross deflection.



Vice jaws are equipped with a "TOE - IN" feature. When fully closed, the jaws meet only at the top to provide even clamping on the whole depth of the work piece.

Square body seating provides easy fitment under the bench top so that jaws are flush with the bench top.

The steel main screw has Butress threads for smooth, accurate and responsive adjustment. Body and sliding jaw have provision for attaching wooden liners to protect the vice, the work piece and working tools


These are available in two types:

1. Heavy Duty Full Size Workshop Vices


Manufactured in 3 capacities, these full size vices have large jaw openings making them especially useful for large sized jobs in workshops.

2. Home Carpenter's Vices

A range of light weight vices for the amateur home carpenter or the young woodworker, yet robust enough for the professional who needs a compact vice for smaller work.



HEAVY DUTY
WORKSHOP VICE



HOME
CARPENTER'S VICE

Cat.Nr.	Ordering Nr.	Jaw Width		Jaw Opening		Net Wt kgs
		Inch	mm	Inch	mm	
HEAVY DUTY FULL SIZE WORKSHOP VICES						
WWW/150	39000	6	150	4.1/2	115	2.300
◆WWW/175	39001	7	175	8	200	7.250
WWW/225	39002	9	225	13	330	13.750
HOME CARPENTER'S VICES						
WWW/EC/175	39004	7	175	6	150	2.5000
WWW/EC/225	39005	9	225	9	225	5.5000

◆ BESTSELLER



Cast

49

WOODWORKING VICE PORTABLE

A useful, lightweight vice for the young woodworker or home handyman, yet robust enough for professional use.

The design allows for two clamping options:

- a) Permanent clamping on the workbench via clamping slots provided in the vice.
- b) Additional clamping option via the 2.5/32" (55mm) integrated clamp. This allows the vice to be conveniently clamped to any work surface.

Vice body and front plates are made from close grained cast iron. Body and sliding jaw have provision for attaching wooden liners to protect the vice, the work piece and working tools.

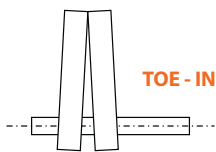
Vice jaws are equipped with a "TOE - IN" feature. When fully closed, the jaws meet only at the top to provide even clamping on the whole depth of the work piece.

The steel main screw, guide rods and handle are chrome plated for increased resistance to corrosion



Additional clamping option via 2.5/32" (55mm) integrated clamp

PORTABLE VICE



UTILITY

DIY



Cast



Cat.Nr.	Ordering Nr.	Jaw Width		Jaw Opening		Net Wt. each kgs
		Inch	mm	Inch	mm	
◆ WWW/P/6	39006	6	150	4.1/2	112	2.750

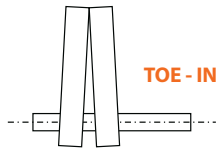
◆ BESTSELLER

50

WOODWORKING VICES QUICK RELEASE

A traditional pattern woodworking vice equipped with the quick release mechanism. Pressing the trigger initiates quick action, with the front jaw sliding freely, thereby allowing large or small work pieces to be interchanged smoothly. Releasing the trigger returns the mechanism to normal for fine adjustment. A very useful feature in repetitive work situations.

Vices are equipped with an adjustable front dog which when used in conjunction with a bench stop allows oversize work pieces, too large to be held between the jaws, to be securely held. This useful addition provides a normal vice and a tail vice in one tool. Manufactured from close-grained grey cast iron, these robust vices have accurately machined housings for smooth sliding movement and true parallel action free of side or cross movement.



Vice jaws are equipped with a "TOE - IN" feature. When fully closed the jaws meet only at the top to provide even clamping on the whole depth of the work piece.

The steel main screw has Butress threads for smooth, accurate and responsive adjustment. Body and sliding jaw have provision for attaching wooden liners to protect the vice, the work piece and working tools.

Cat.Nr.	Ordering Nr.	Jaw Width		Jaw Opening		Net Wt kgs
		Inch	mm	Inch	mm	
WWW/D/Q/7	39007	7	175	8	200	8.0
◆ WWW/D/Q/9	39009	9	225	13.1/2	340	14.5
WWW/D/Q/10-1-2	39014	10.1/2	270	16	400	17.8

◆ BESTSELLER



Cast

**QUICK
ACTION**



Vices are equipped with an adjustable front dog

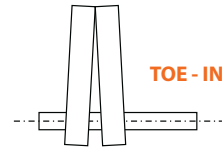
Quick Release Trigger

51

WOODWORKING VICES RAPID ACTION

A very well designed vice, this one's really brilliant. The vice has a rapid action mechanism which is unique and different from the conventional quick release mechanism. To tighten the vice, turn the handle in the usual way. As soon as the handle is turned in the opposite direction, the screw is disengaged and the front jaw slides freely. No springs, levers or bars. A very useful feature in repetitive work situation for holding different size pieces & for apprentices & training

Manufactured from close grained grey cast iron these robust vices have accurately machined housings for smooth sliding movement and true parallel action free of side or cross movement.



Vice jaws are equipped with a "TOE - IN" feature. When fully closed, the jaws meet only at the top to provide even clamping on the whole depth of the work piece. The steel main screw has Butress threads for smooth, accurate and responsive adjustment. Body and sliding jaw have provision for attaching wooden liners to protect the vice, work piece and working tools


Cat. Nr.	Ordering Nr.	Jaw Width		Jaw Opening		Net Wt kgs
		Inch	mm	Inch	mm	
WWW/R/7	39011	7	175	8	200	7.250
◆WWW/R/9	39012	9	225	13	330	13.750

◆ BESTSELLER



Cast

**QUICK
ACTION**



Rapid release via counter clockwise rotation

No springs, levers or bars



52

WOODWORKING FRONT VICE

Front Vices are used by wood-workers wanting to make their own vice assemblies and on work benches.

Strong and robust casting, cast iron handle socket, precision rolled threads and twin guides, these are exceptionally sturdy, very easy to use and distortion free. Vices come complete with a well finished wooden handle



Cat.Nr.	Ordering Nr.	Jaw Width		Jaw Opening	
		Inch	mm	Inch	mm
WWW/F/7	39020	7.1/8	181	8.1/4	210



53

KWIK CLAMPS QUICK ACTION WOODWORKING CLAMPS

These quick action clamps are by far amongst the most convenient, strong & accurate. These clamps have the quickest adjustment mechanism - simply lifting the Aluminium die-cast handle allows the sliding jaw to be moved anywhere on the rail.

The rail is made from special "K" section steel profiled to minimize flexing & bending. The steel rails have serrations that engage with a hardened steel insert in the moving jaw to eliminate slippage. Four hardened rollers in the moving head maintain a constant 90° angle under load, ensuring that the clamp heads remain parallel to each other & at right angles to the rail at all times. The clamp jaws are encased in non-marring, glue resistant polypropylene casing.

Cat. Nr.	Ordering Nr.	Clamping Capacity	
		Inch	mm
KBC/12	39180	12	300
◆ KBC/24	39181	24	600
KBC/31	39182	31	775
◆ KBC/40	39183	40	1000
KBC/50	39184	50	1250

SET OF 4 PARALLEL CLAMP BLOCKS

■ PCB/4/ST	39190
------------	-------

◆ BESTSELLER ■ NEW



The clamp can be hand tightened upto clamping pressure of 2500 KN & remains perfectly square to the rail

Quick Action Clamp as a Spreader

The clamp is fitted with a plastic end stop to maintain it at level. By removing this end stop, the movable jaw can be reversed and be used as a spreader - very useful in building window & door frames



Set of 4 Parallel Blocks used in conjunction with GROZ KWIK CLAMPS. These are useful for efficient & accurate set up of raised panels, window & door frames, boxes etc.



SECTION

1.1/8"(29mm) x 3/8"(9mm) x 1/4"(6mm)


54

DUO BAR CLAMPS

Incorporating advanced features to the traditional Sash Clamp, the DUO BAR is every woodworker's delight. Rigid and robust malleable iron head and slide can be easily reversed on the bar allowing both internal as well as external clamping. The spring loaded pin allows the head and slide to be adjusted at any desired position on the bar. Internal clamping is especially useful for holding window or door frames in position or holding partitioning in place during construction etc. Bars made from drawn steel with a section of 1.1/4" x 1/4" (32 mm x 6 mm) are furnished with holes equally spaced along the entire length for clamping of a vast range of sizes. The enhanced features of this set of clamps allows the user greater flexibility. Just one set of head and slide and a range of bars makes for a complete clamping kit.

Throat Depth: 2.1/8" (55 mm)
Width Of Clamp Face: 1.3/16" (30 mm)

Duo Bar used for internal clamping



Cat. Nr.	Ordering Nr.	Bar Length		External Capacity	
		Inch	mm	Inch	mm
DBC/24	39130	24	600	18	450
DBC/30	39131	30	750	24	600
◆ DBC/36	39132	36	900	30	750
◆ DBC/42	39133	42	1050	36	900
◆ DBC/48	39134	48	1200	42	1050
DBC/54	39135	54	1350	48	1200

◆ BESTSELLER



Rectangular Section
 1.1/4" (32mm) x 1/4" (6mm)

55 T BAR CLAMPS

A robust set of clamps designed for applications that require extra resilience under extreme pressure, these can be permanently fixed onto the workbench as well. The "T" section bar is made from special cold drawn steel with a section of 1" x 1.7/8" which offers great resistance to bending in use. Malleable iron head and slide allow these clamps to be used in extra heavy duty applications. The main screw has rolled Acme threads for smooth movement and increased resistance to wear. The sliding head is fastened to the T Bar by inserting a steel pin through any of the locating holes on the bar. The steel bar, head and slide have an attractive powder coated finish, the main screw, handle and pins are blackened for increased resistance to corrosion.

Throat Depth: 1-7/8" (48 mm)
Width Of Clamp Face: 2.1/8" (54 mm)



T section

1.7/8" (48mm) x 7/8" (22mm)

T BAR CLAMP

Cat. Nr.	Ordering Nr.	Bar Length		Capacity	
		Inch	mm	Inch	mm
TBC/3	39100	36	900	30	750
◆ TBC/4	39101	48	1200	42	1050
◆ TBC/5	39102	60	1500	54	1350
◆ TBC/6	39103	72	1800	66	1650
TBC/7	39151	84	2100	78	1980
■ TBC/8	39121	96	2400	90	2250

◆ BESTSELLER ■ NEW

56 RAPID ACTION I BAR CLAMPS

A Rapid action I section Bar clamp designed and manufactured for hard, everyday production jobs.

I Section drawn bars are rolled dead straight with quick action non-slip clutches on side faces at intervals of 3/4" (19mm). Head and tail piece made from virtually unbreakable 60,000 PSI SG Iron (Ductile Iron).

Movable head has a lock lever mechanism - A simple press of the lever allows quick opening; closing is simply by pushing the movable head to required position. Main Screw & handle are made from high-grade steel with rolled threads for wear resistance.

Superior strength combined with the convenient to use rapid action mechanism & large clamping faces makes these a real favourite with the user.

Load Capacity: 6000 lbs (2700 kg)

5/8"
(16 mm)

Width of Clamp Face:
1.7/8" (47 mm)

Throat Depth:
1.13/16" (46 mm)

**RAPID ACTION
I BAR CLAMP**



I section

1.1/2" (38mm) x 13/32" (10mm) x 3/16" (4.5mm)

Simple press of the lever allows quick opening. Closing is by pushing the movable head to the required position

Width of Clamp Face:
2.1/8" (54 mm)

Throat Depth:
1.7/8" (48 mm)

Cat. Nr.	Ordering Nr.	Bar Length		Capacity	
		Inch	mm	Inch	mm
IBC/T/2	39160	30	750	24	600
IBC/T/2-1-2	39161	36	900	30	750
◆ IBC/T/3	39162	42	1050	36	900
◆ IBC/T/4	39163	54	1350	48	1200
◆ IBC/T/5	39164	66	1650	60	1500
IBC/T/6	39165	78	1950	72	1800


◆ BESTSELLER

57

CRAMP HEAD SET

Cramp heads are a low cost alternative to the full size T Bar and Sash Bar Clamps. A bar clamp of any length can be made by using a piece of timber 1"(25mm) thick. The timber is drilled with holes producing a light duty bar clamp as strong and as true as the timber chosen. The heads are made from malleable iron, the handle screw and pin from high quality steel for hard wearing long life. Blackened screw has rolled threads for extra strength and resistance to wear.

Cat. Nr.	Ordering Nr.
CHST/25-25	39120



CRAMP HEAD SET

58

SASH BAR CLAMPS

These Bar Clamps are especially useful for clamping large section workpieces during fabrication, gluing in joinery, carpentry and boat building. The bars are made from drawn steel with a section of 1.1/4" x 1/4" (32 mm x 6 mm). Malleable iron head and slides provide rigidity and strength even under heavy tension. Both head and slide have a flat bottom allowing the bar to stand upright without support. The head is fitted square to the bar with 1.1/2° - 2° taper for true parallel clamping action.

Main screw and handle are made from high-grade steel and have a blackened finish for increased resistance to corrosion. The screw has rolled Acme threads that impart extra strength and are wear resistant.

Throat Depth: 2" (50 mm)

Width Of Clamp Face: 1.3/16" (30 mm)

Cat. Nr.	Ordering Nr.	Bar Length		Capacity	
		Inch	mm	Inch	mm
SBC/24	39110	24	600	18	450
SBC/30	39111	30	750	24	600
◆SBC/36	39112	36	900	30	750
◆SBC/42	39113	42	1050	36	900
◆SBC/48	39114	48	1200	42	1050
SBC/54	39115	54	1350	48	1200

◆ BESTSELLER



Throat Depth:
2" (50 mm)

Width of
Clamp Face:
1.3/16"
(30 mm)

SASH BAR CLAMP



Rectangular Section
1.1/4"(32mm) x 1/4"(6mm)

MEASURING & MARKING



59

SPRING CALIPERS & DIVIDERS

Amongst the oldest comparative measuring tools, Calipers are designed for taking transfer measurements or for comparing external and internal measurements. Dividers are used for marking on steel or for transferring measurements from master templates.

Manufactured from high grade steel with a polished finish, the legs pivot on a roller and are tensioned by a bow spring. Measuring adjustment is via an adjusting nut that allows fine settings. Measuring capacity/ Size is the distance between the fulcrum and the end of the leg.

These are available in two types:

1. With Solid Nut

2. With Quick Nut - the threads of the split quick adjusting nut engage the screw at the slightest pressure of the leg and when the pressure is withdrawn, the nut releases itself sliding freely over the screw. This feature helps save valuable time in opening & closing when a variety of measurements have to be taken consecutively



UTILITY



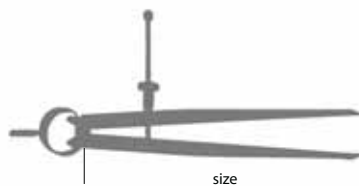
metalworking



woodworking



DIY



Cat. Nr.	Ordering Nr.	Cat. Nr.	Ordering Nr.	Size	
With Solid Nut		With Quick Nut		Inch	mm
INSIDE CALIPERS					
ID/3	01400	ID/Q-3	01430	3	75
◆ ID/4	01401	ID/Q-4	01431	4	100
◆ ID/6	01402	ID/Q-6	01432	6	150
◆ ID/8	01403	ID/Q-8	01433	8	200
ID/10	01404	ID/Q-10	01434	10	250
ID/12	01405	ID/Q-12	01435	12	300
■ ID/EC-14	01809	-	-	14	350
■ ID/EC-16	01806	-	-	16	400
■ ID/EC-18	01807	-	-	18	450
■ ID/EC-24	01808	-	-	24	600
OUTSIDE CALIPERS					
OD/3	01410	OD/Q-3	01440	3	75
◆ OD/4	01411	OD/Q-4	01441	4	100
◆ OD/6	01412	OD/Q-6	01442	6	150
◆ OD/8	01413	OD/Q-8	01443	8	200
OD/10	01414	OD/Q-10	01444	10	250
OD/12	01415	OD/Q-12	01445	12	300
■ OD/EC-14	01819	-	-	14	350
■ OD/EC-16	01816	-	-	16	400
■ OD/EC-18	01817	-	-	18	450
■ OD/EC-24	01818	-	-	24	600

Cat. Nr.	Ordering Nr.	Cat. Nr.	Ordering Nr.	Size	
With Solid Nut		With Quick Nut		Inch	mm
SPRING DIVIDERS					
DD/3	01420	DD/Q-3	01450	3	75
◆ DD/4	01421	DD/Q-4	01451	4	100
◆ DD/6	01422	DD/Q-6	01452	6	150
◆ DD/8	01423	DD/Q-8	01453	8	200
DD/10	01424	DD/Q-10	01454	10	250
DD/12	01425	DD/Q-12	01455	12	300
■ DD/EC-14	01829	-	-	14	350
■ DD/EC-16	01826	-	-	16	400
■ DD/EC-18	01827	-	-	18	450
■ DD/EC-24	01828	-	-	24	600

◆ BESTSELLER ■ NEW

60

CRAFTSMEN'S SPRING CALIPERS & DIVIDERS

These are amongst the finest calipers and dividers, especially useful for the discerning craftsmen. Made from high grade steel, legs are machined to a smooth taper with an attractive black powder coated finish. The finely machined and polished nut runs smoothly to secure the legs exactly to dimension. Truly, every woodworker's delight, these are available individual or as a set.

These are available in two types:

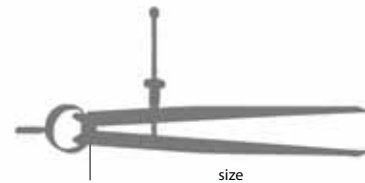
1. With Solid Nut

2. With Quick Nut - the threads of the split quick adjusting nut engage the screw at the slightest pressure of the leg and when the pressure is withdrawn, the nut releases itself sliding freely over the screw. This feature helps save valuable time in opening & closing when a variety of measurements have to be taken consecutively



Cat. Nr.	Ordering Nr.	Cat. Nr.	Ordering Nr.	Size	
				Inch	mm
Solid Nut		With Quick Nut			
INSIDE CALIPERS					
ID/SP/3	01460	ID/SP/Q-3	01560	3	75
ID/SP/4	01461	ID/SP/Q-4	01561	4	100
◆ID/SP/6	01462	ID/SP/Q-6	01562	6	150
◆ID/SP/8	01463	ID/SP/Q-8	01563	8	200
ID/SP/10	01464	ID/SP/Q-10	01564	10	250
ID/SP/12	01465	ID/SP/Q-12	01565	12	300
OUTSIDE CALIPERS					
OD/SP/3	01470	OD/SP/Q-3	01570	3	75
OD/SP/4	01471	OD/SP/Q-4	01571	4	100
◆OD/SP/6	01472	OD/SP/Q-6	01572	6	150
◆OD/SP/8	01473	OD/SP/Q-8	01573	8	200
OD/SP/10	01474	OD/SP/Q-10	01574	10	250
OD/SP/12	01475	OD/SP/Q-12	01575	12	300
SPRING DIVIDERS					
DD/SP/3	01480	DD/SP/Q-3	01580	3	75
DD/SP/4	01481	DD/SP/Q-4	01581	4	100
◆DD/SP/6	01482	DD/SP/Q-6	01582	6	150
◆DD/SP/8	01483	DD/SP/Q-8	01583	8	200
DD/SP/10	01484	DD/SP/Q-10	01584	10	250
DD/SP/12	01485	DD/SP/Q-12	01585	12	300
SETS					
CD/SP/ST/6	01492	A set of one each : 6"(150mm) Inside & Outside Calipers & Springs Dividers			
◆CD/SP/ST/8	01493	A set of one each : 8"(200mm) Inside & Outside Calipers & Springs Dividers			

◆ BESTSELLER



UTILITY



metalworking



woodworking

DIY



CD/SP/ST/6

A set of one each :
6"(150mm) Inside &
Outside Calipers &
Spring Dividers

61

WING COMPASS

These rugged industrial grade compasses are manufactured from heavy gauge steel with an attractive black powder coated finish. The tip is accurately ground. Heavy Duty hinge and knurled locking nut helps in convenient movement.

Used for precisely scribing arcs and circles on projects and drawings.



Cat. Nr.	Ordering Nr.	Size		Scribing Capacity	
		Inch	mm	Inch	mm
WC/6	01550	6	150	8	200
♦ WC/8	01551	8	200	10.1/2	265
WC/16	01554	16	400	22	550

♦ BESTSELLER



UTILITY



woodworking

62

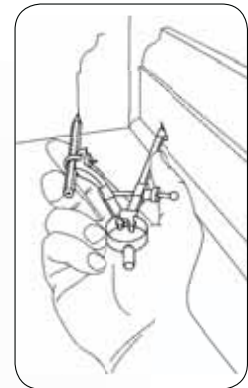
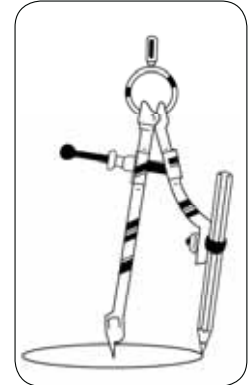
PRECISION PENCIL COMPASS

NEW!

Finest quality carpenter's compass manufactured from die cast zinc for increased durability. Spring tension adjustment helps marking diameters upto 9" (225 mm). The Scribe guide helps in marking out edges.

Useful for marking out circles & contours

Can be used with standard lead pencil or a slim ball point pen



Cat. Nr.	Ordering Nr.
PPC/01	01545



63

PENCIL COMPASS

NEW!

Manufactured from special steel, the accurately machined and polished legs pivot on a roller and are tensioned by a bow spring. Adjustable pencil slot can accommodate regular pencils and slim ball pens. A real favourite with the craftsmen and the workshop worker

Cat. Nr.	Ordering Nr.	Min. Capacity	
		Inch	mm
PPC/EC/6	11035	6	150
PPC/EC/8	11036	8	200
PPC/EC/10	11037	10	250
PPC/EC/12	11038	12	300



64

VERNIER CALIPER

NEW!

Made from steel with permanently etched black graduations in mm and 1/16th of an inch. Vernier reading of 0.1 mm & 1/128". Repetitive measurements and a slide lock for gauging depths - these calipers work on a friction roller adjustment mechanism. Useful for making inside, outside depth and step measurements. Very popular for general purpose use in workshops, apprentice, training schools etc.

Cat. Nr.	Ordering Nr.	Capacity	
		Inch	mm
VC/EC/5	01310	0 - 5	0 - 127



74

65 BRASS CALIPERS

A handy pocket caliper, made from solid brass. Close tolerance dovetail design ensures smooth motion of the caliper and provides accurate measurements. Graduated in both imperial and metric graduations with a least count of 1/16" on the imperial scale and 0.1 mm on the metric scale, these are ideal for use by mechanics, hobby crafters etc. who need to take measurements on small objects such as nails, screws, lenses, tubing etc.

These are available in two types:

1. Brass Calipers (Outside)

Used for making external measurements from zero to the measuring range of the caliper.

2. Brass Calipers (Inside and Outside)

Used for making both internal and external measurements. External measurements can be made from 0 - 4" (0 - 100 mm), whereas internal measurements can be made from 7/32" (5 mm) to 4" (100 mm)

Cat. Nr.	Ordering Nr.	Measuring Range	
		Inch	mm
BRASS CALIPERS - OUTSIDE			
BC/ORD-75	01300	0-3	0-75
◆ BC/ORD-100	01301	0-4	0-100
BRASS CALIPERS - INSIDE & OUTSIDE			
BC/ORD/ID-100	01304	Outside: 0-4 Inside: 7/32-4	0-100 5-100

◆ BESTSELLER



BRASS
CALIPER -
INSIDE &
OUTSIDE



BRASS
CALIPER -
OUTSIDE

66 SLIDE CALIPERS

NEW!

All purpose stainless steel slide calipers, sized to slip into the pocket make quick & accurate, inside and outside measurements. Scale has permanently etched graduations with decimal equivalents table on back

Available in two types:

1. Imperial

Graduated in Inches in 16ths & 32nds

2. Metric & Imperial Combined:

Graduated in inches & mm. Inch graduations are in 16ths



stainless steel

UTILITY



woodworking

DIY

Cat. Nr.	Ordering Nr.	Type	Capacity
SLC/SS/4	01320	Imperial	4"
SLC/SS/4M	01321	Metric & Imperial Combined	4" (100 mm)



SLC/SS/4



SLC/SS/4M

67

GRADUATED STEEL SQUARES


NEW!

A range of general purpose steel squares with deep etched graduations. Graduated blade is accurately hardened. Blade and stock are perfectly ground which ensures straightness and parallelism. Ideal choice for setting up machinery like table saw blades, jointer knives and fences

Available in two types:

1. With imperial graduations on both inside and outside edge of the blade
2. With metric graduations on both inside and outside edge of the blade

Cat. Nr.	Ordering Nr.	Size		Stock Length		Squareness of Blade to working faces of stock	
		Inch	mm	Inch	mm	Inch	microns
SS/4G	01142	4	-	3	-	0.00019	-
SS/6G	01143	6	-	4	-	0.00028	-
SS/4GM	01152	-	100	-	75	-	48
SS/6GM	01153	-	150	-	100	-	72



SS/4GM
Metric Graduations

SS/4G
Imperial Graduations

68

PRECISION SQUARES

An excellent range of Steel Squares with accuracies conforming to BS 939 grade B for squareness. Blades are made from hardened spring steel with both stock and blade precisely ground to ensure straightness and parallelism. These are very useful for woodworkers and cabinet makers and are of particular value when setting up power tools

Cat. Nr.	Ordering Nr.	Blade Length (From inner edge of stock to end of blade)		Stock Length (From edge of stock to outer edge of blade)		Accuracy for Internal and External Squareness	
		Inch	mm	Inch	mm	Inch	Microns
SS/A/2	01000	2	50	2	50	0.00063	16
SS/A/3	01001	3	75	2.3/8	60	0.00063	16
◆ SS/A/4	01002	4	100	3	75	0.00063	16
◆ SS/A/6	01003	6	150	4	100	0.00063	16
SS/A/8	01004	8	200	5	125	0.00080	20
SS/A/9	01005	9	225	6.5/16	160	0.00094	24
SS/A/10	01006	10	250	6.1/2	165	0.00094	24
SS/A/12	01007	12	300	8.9/32	210	0.00094	24

Sets

- ◆ SS/A/2-4-6 01012 Set contains one each of 2"(50mm), 4"(100mm) & 6"(150mm) Squares
- SS/A/2-3-4-6 01011 Set contains one each of 2"(50mm), 3"(75mm), 4"(100mm) & 6"(150mm) squares

◆ **BESTSELLER**



SS/A/2-4-6
Set contains one each of 2"(50mm), 4"(100mm) & 6"(150mm) Squares

69

ADJUSTABLE BEVEL

These bevels are especially useful for marking dovetails and other unusual angles. The offset slot in the blade enables a line to be drawn along the full length of the blade without interference from stock.

The polished wooden handle is fitted with thick brass fittings which protect the ends from damage. Blade adjustment is achieved via a forged steel wingnut.

Cat. Nr.	Ordering Nr.	Size	
		Inch	mm
AB/10	39400	10	250

UTILITY



woodworking



70

CENTRE SQUARE

An extremely useful tool for locating centers of round stocks and parts, quickly and easily. The knife edge blade is made from spring Steel, hardened and ground for extended life.

Cat. Nr.	Ordering Nr.	Size	
		Inch	mm
CS/1	03521	1.1/2	38
◆ CS/2	03522	3	75

◆ BESTSELLER

UTILITY



woodworking



metalworking



Position the vee of the centre square onto the round face of the stock and scribe a line along the knife edge. Rotate the square and repeat process. The common point of intersection is the centre of the stock.



71

STAINLESS STEEL RULES

Made from stainless steel, these rules have a polished finish with permanently engraved clear to read graduations.

These are available in two types:

1. Imperial & Metric Combined Rules

These rules are graduated in metric dimensions on one edge and imperial on the other. Imperial dimensions are in 1/16th, 1/32nd & 1/64ths. Metric dimensions are in 0.5mm & 1mm. Reverse side of the rule has a permanently engraved metric to imperial conversion table.

2. Metric Rules

Graduated in metric dimensions 0.5mm & 1mm on both edges



stainless steel

Cat. Nr. Imperial & Metric	Ordering Nr. Imperial & Metric	Cat. Nr. Metric	Ordering Nr. Metric	Length	
				Inch	mm
◆ SR/6	01330	SR/150	01340	6	150
◆ SR/12	01331	SR/300	01341	12	300
SR/18	01332	SR/450	01342	18	450
SR/24	01333	SR/600	01343	24	600
◆ SR/40	01334	SR/1000	01344	40	1000
SR/48	01335	SR/1200	01345	48	1200

◆ BESTSELLER

POCKET RULER



STEEL RULES



72

STAINLESS STEEL POCKET RULER

NEW!

Stainless steel ruler in polished finish with combined imperial & metric graduations. Imperial dimensions in 1/16th, 1/32nd & 1/64th. Metric dimensions in 0.5mm & 1mm. Reverse side has a permanently engraved metric to imperial conversion table.

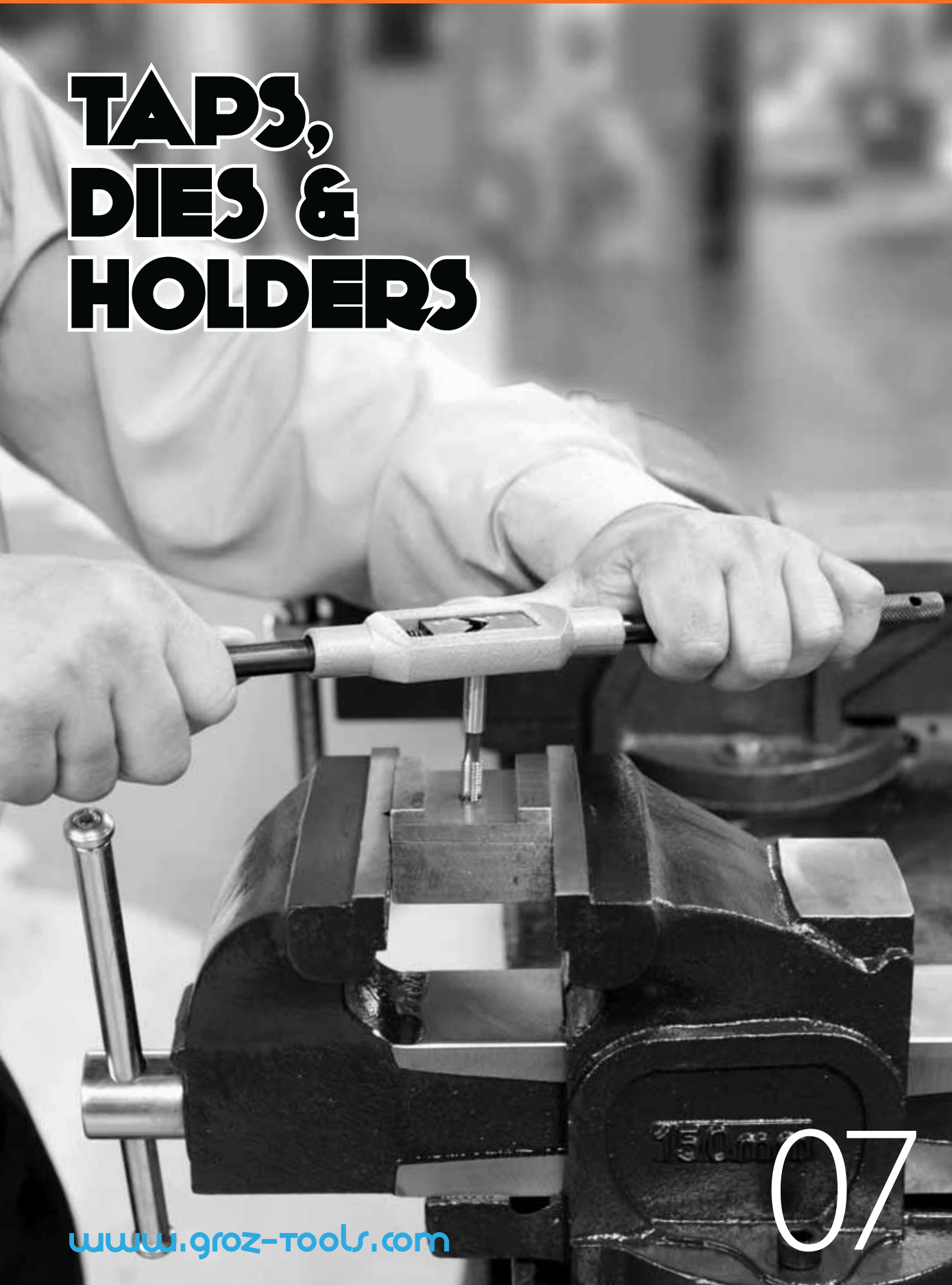
Ruler comes with a pocket clip making it convenient to carry - a real favourite with craftsmen, woodworkers, technicians etc.



stainless steel

Cat. Nr.	Ordering Nr.	Length	
		Inch	mm
SR/P/6	01337	6	150

TAPS, DIES & HOLDERS



www.groz-tools.com

07

73

ADJUSTABLE TAP & REAMER WRENCHES - BAR TYPE

UTILITY



metalworking

DIY



<TYPE A:
ACC DIN 1814>

<TYPE B:
PROFESSIONAL>

<TYPE C:
INDUSTRIAL>

The straight handle design of these tap wrenches provides greater leverage, particularly useful when working with large diameter taps.

These are manufactured in three types.

Type A: Acc DIN 1814

With zinc die cast body and hardened steel jaws, these have an exceptionally rugged construction. Chrome plated handles with knurled ends provide a comfortable non slip grip. Larger sizes have a cross hole drilled on one end for easy tightening using a tommy bar.

Type B: Professional

Professional quality tap wrenches with an all steel body, these provide a positive grip combined with the sensitivity required when tapping a blind hole. Jaws are hardened and tempered for increased resistance to wear. The wrench body is black powder coated with attractive chrome plated handles.

Type C: Industrial

Extra heavy duty, industrial quality tap wrenches - virtually unbreakable.

Nr. 0, 5 & 6 have a forged body.


Nr. 00, 7 & 8 have die cast body.

Cat. Nr.	Ordering Nr.	Length		Jaw Holding Capacity			
		Inch	mm	Square Size		Tap Size	
ACC DIN 1814							
ATWR/D-0	09200	6.19/64	160	5/64-13/64	2-5	1/16-1/4	M2-M6
♦ ATWR/D-1	09201	7.5/64	180	5/64-1/4	2-6.3	1/16-5/16	M2-M8
♦ ATWR/D-2	09202	11	280	5/32-23/64	4-9	3/16-9/16	M5-M14
ATWR/D-3	09203	15	375	3/16-15/32	4.9-12	1/4-3/4	M6-M18
PROFESSIONAL							
ARWR/1-SPL	09210	5	125	7/64-5/32	2.5-4	1/8-3/16	M3-M5
♦ ARWR/2-SPL	09211	8.17/64	210	1/8-1/4	3.15-6.3	3/16-5/16	M4-M8
♦ ARWR/3-SPL	09212	12.13/64	310	1/8-3/8	3.15-9.5	3/16-9/16	M4-M14
ARWR/44-SPL	09213	16	400	7/32-5/8	5.6-16	7/16-1.1/8	M7-M27
INDUSTRIAL							
ARWR/SG/0	09221	8	200	3/32-1/2	2.5-12	1/8-3/8	M1-M12
ARWR/SG/00	09220	5.11/32	133	5/64-9/32	2-7.35	1/8-1/4	M1-M6
ARWR/SG/5	09222	10.8	270	11/64-9/16	4.25-14.4	3/16-5/8	M4-M16
ARWR/SG/6	09223	14.8	370	11/64-11/16	4.25-17.7	3/16-7/8	M4-M20
ARWR/SG/7	09224	19.6	490	1/4-29/32	6.8-23.35	1/4-1.1/8	M6-M30
ARWR/SG/8	09225	29.6	740	3/8-1.13/32	9.2-36.0	1/2-1.3/4	M9-M45

♦ BESTSELLER

74

TAP WRENCHES - T HANDLE TYPE



REGULAR TYPE

RATCHET TYPE

SQUARE SIZE

This range of tap wrenches are ideal for holding taps, reamers, screw extractors and other such small hand turned tools. All wrenches have a sliding T handle frictionally held, that allows these tap wrenches to be used even in confined spaces.

These are available in two types:

Regular T Handle Type - Self-centering hardened steel jaws provide positive grip on taps, reamers and other such small tools.

Ratchet Type

These tap wrenches have self centering hardened steel jaws and knurled chuck sleeve, which provide positive grip on taps, reamers and other such small tools. The ratchet can be set left or right, or direct engagement in neutral position. This feature allows them to be used in confined areas with ease

UTILITY



metalworking



Cat. Nr.	Ordering Nr.	Overall Length (L)		Jaw Holding Capacity			
				Square Size		Tap Size	
		Inch	mm	Inch	mm	Inch	mm
REGULAR							
TW/3-16	09300	2.23/64	60	5/64 - 5/32	2 - 4	1/16 - 3/16	M2 - M5
TW/1-4 SPL	09301	2.3/4	70	5/64 - 13/64	2 - 5	1/16 - 1/4	M2 - M6
◆ TW/1-4	09302	2.3/4	70	1/8 - 13/64	3.15 - 5	5/32 - 1/4	M4 - M6
TW/5-16	09303	3.9/64	80	5/32 - 1/4	4 - 6.3	3/16 - 5/16	M5 - M8
◆ TW/1-2	09304	3.35/64	90	13/64 - 5/16	5 - 8	1/4 - 1/2	M6 - M10
RATCHET TYPE							
◆ TW/R/1-4	09320	3.3/8	86	7/64 - 7/32	2.6 - 5.5	5/32 - 1/4	M4 - M6
◆ TW/R/5-16	09321	4.3/8	111	3/16 - 5/16	4.6 - 8	1/4 - 1/2	M6 - M12

◆ BESTSELLER

75

DIE STOCK HOLDERS FOR ROUND DIES



TYPE A: ACC DIN 225

TYPE B: PROFESSIONAL

This range of die holders is best suited for applications requiring efficient and clean cutting of external threads. Die holders have a rugged construction with heavy duty set screws that hold the die firmly in place.

These are manufactured in two types:

Type A: Acc DIN 225

These have steel bodies with chrome plated handles.

Type B: Professional

This range of die holders have an all steel construction with black powder coated body. Handles have knurled ends, the ends being black powder coated.

Cat. Nr.	Ordering Nr.	Suitable For Die Size	Length
		mm	
Acc Din 225			
DS/D/20-5	09100	20x5	200 mm
DS/D/20-7	09101	20x7	200 mm
◆ DS/D/25-9	09102	25x9	224 mm
◆ DS/D/30-11	09103	30x11	280 mm
DS/D/38-14	09104	38x14	315 mm
PROFESSIONAL			
DS/13-16	09110	13/16"	6.1/2"
◆ DS/0-1	09111	1"	8.1/4"
DS/1-5-16	09112	1.5/16"	10"
◆ DS/1-1-2	09113	1.1/2"	12.3/8"
◆ DS/0-2	09114	2"	15.3/8"
DS/2-1-2	09116	2.1/2"	19"
DS/0-3	09117	3"	22.1/2"
DS/3-1-2	09118	3.1/2"	29.3/4"
DS/0-4	09119	4"	33"

◆ BESTSELLER

76

HAND TAPS - CARBON STEEL



Taps are used for cutting internal threads in predetermined holes. These perform best in materials where the cutting action results in chips which break up readily and do not present problems of chip disposal. Taps are usually used in sets of 3 (taper, second and bottom).

Taper

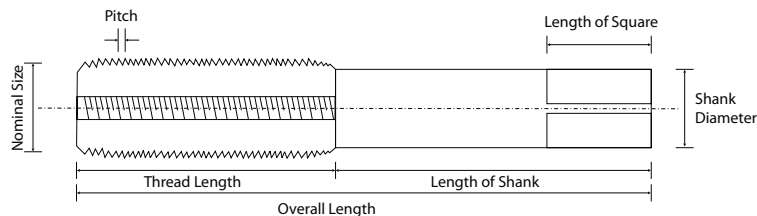
Used to provide a quick & easy start, but this will not cut the thread down to the bottom of the hole.

Second

Used to increase the size of cut.

Bottom

Used for follow through right to the bottom to obtain full depth of thread. As opposed to straight threads such as BSW, UNC, UNF, Metric etc; taps with parallel threads are shorter in length and are used for parallel threading. These are used in sets of 2. All taps are right hand taps.



BRITISH STANDARD WHITWORTH (BSW) 55° - SET OF 3

Cat. Nr.	Ordering Nr.	Nominal Size	TPI (Thread per Inch)
		Inch	
TAP/1-16	09400	1/16	60
TAP/3-32	09401	3/32	48
TAP/1-8	09402	1/8	40
TAP/5-32	09403	5/32	32
TAP/3-16	09404	3/16	24
TAP/7-32	09405	7/32	24
TAP/1-4	09406	1/4	20
TAP/9-32	09407	9/32	20
TAP/5-16	09408	5/16	18
TAP/3-8	09409	3/8	16
TAP/7-16	09410	7/16	14
TAP/1-2	09411	1/2	12
TAP/9-16	09412	9/16	12
TAP/5-8	09413	5/8	11
TAP/11-16	09414	11/16	11
TAP/3-4	09415	3/4	10
TAP/13-16	09416	13/16	10
TAP/7-8	09417	7/8	9
TAP/15-16	09418	15/16	9
TAP/0-1	09419	1	8
TAP/1-1-8	09420	1.1/8	7
TAP/1-1-4	09421	1.1/4	7
TAP/1-3-8	09422	1.3/8	6
TAP/1-1-2	09423	1.1/2	6
TAP/1-3-4	09424	1.3/4	5
TAP/0-2	09425	2	4.1/2

BRITISH STANDARD FINE (BSF) 55° - SET OF 3

Cat. Nr.	Ordering Nr.	Nominal Size	TPI (Thread per Inch)
		Inch	
TAP/BSF/3-16	09800	3/16	32
TAP/BSF/7-32	09801	7/32	28
TAP/BSF/1-4	09802	1/4	26
TAP/BSF/9-32	09803	9/32	26
TAP/BSF/5-16	09804	5/16	22
TAP/BSF/3-8	09805	3/8	20
TAP/BSF/7-16	09806	7/16	18
TAP/BSF/1-2	09807	1/2	16
TAP/BSF/9-16	09808	9/16	16
TAP/BSF/5-8	09809	5/8	14
TAP/BSF/11-16	09810	11/16	14
TAP/BSF/3-4	09811	3/4	12
TAP/BSF/13-16	09812	13/16	12
TAP/BSF/7-8	09813	7/8	11
TAP/BSF/15-16	09814	15/16	11
TAP/BSF/0-1	09815	1	10
TAP/BSF/1-1-8	09816	1.1/8	9
TAP/BSF/1-1-4	09817	1.1/4	9
TAP/BSF/1-3-8	09818	1.3/8	8
TAP/BSF/1-1-2	09819	1.1/2	8
TAP/BSF/1-3-4	09820	1.3/4	7
TAP/BSF/0-2	09821	2	7

UTILITY



DIY

metalworking

UNIFIED COARSE (UNC) 60° - SET OF 3

Cat. Nr.	Ordering Nr.	Nominal Size	TPI
		Inch	(Thread per Inch)
TAP/UNC/1-4	09900	1/4	20
TAP/UNC/9-32	09909	9/32	20
TAP/UNC/5-16	09901	5/16	18
TAP/UNC/3-8	09902	3/8	16
TAP/UNC/7-16	09903	7/16	14
TAP/UNC/1-2	09904	1/2	13
TAP/UNC/9-16	09910	9/16	12
TAP/UNC/5-8	09905	5/8	11
TAP/UNC/11-16	09911	11/16	11
TAP/UNC/3-4	09906	3/4	10
TAP/UNC/13-16	09912	13/16	10
TAP/UNC/7-8	09907	7/8	9
TAP/UNC/15-16	09913	15/16	9
TAP/UNC/0-1	09908	1	8
TAP/UNC/1-1-8	09914	1.1/8	7
TAP/UNC/1-1-4	09915	1.1/4	7
TAP/UNC/1-3-8	09916	1.3/8	6
TAP/UNC/1-1-2	09917	1.1/2	6
TAP/UNC/1-3-4	09918	1.3/4	5
TAP/UNC/0-2	09919	2	4.1/2

UNIFIED FINE (UNF) 60° - SET OF 3

Cat. Nr.	Ordering Nr.	Nominal Size	TPI
		Inch	(Thread per Inch)
TAP/UNF/1-4	10100	1/4	28
TAP/UNF/5-16	10101	5/16	24
TAP/UNF/3-8	10102	3/8	24
TAP/UNF/7-16	10107	7/16	20
TAP/UNF/1-2	10103	1/2	20
TAP/UNF/9-32	10117	9/32	18
TAP/UNF/9-16	10108	9/16	18
TAP/UNF/5-8	10104	5/8	18
TAP/UNF/11-16	10109	11/16	18
TAP/UNF/3-4	10105	3/4	16
TAP/UNF/13-16	10110	13/16	16
TAP/UNF/7-8	10111	7/8	14
TAP/UNF/15-16	10112	15/16	14
TAP/UNF/0-1	10106	1	12
TAP/UNF/1-1-8	10113	1.1/8	12
TAP/UNF/1-1-4	10114	1.1/4	12
TAP/UNF/1-3-8	10115	1.3/8	12
TAP/UNF/1-1-2	10116	1.1/2	12

BRITISH STANDARD PARALLEL (BSP) 55° - SET OF 2

Cat. Nr.	Ordering Nr.	Nominal Size	TPI
		Inch	(Thread per Inch)
TAP/2/BSP/1-8	09500	1/8	28
TAP/2/BSP/1-4	09501	1/4	19
TAP/2/BSP/3-8	09502	3/8	19
TAP/2/BSP/1-2	09503	1/2	14
TAP/2/BSP/5-8	09504	5/8	14
TAP/2/BSP/3-4	09505	3/4	14
TAP/2/BSP/7-8	09507	7/8	14
TAP/2/BSP/0-1	09506	1	11
TAP/2/BSP/1-1-4	09508	1.1/4	11
TAP/2/BSP/1-1-2	09509	1.1/2	11
TAP/2/BSP/1-3-4	09511	1.3/4	11
TAP/2/BSP/0-2	09510	2	11

METRIC - SET OF 3

Cat. Nr.	Ordering Nr.	Nominal Size	Pitch
		Inch	
TAP/2M	09602	2	0.40
TAP/3M	09603	3	0.50
TAP/4M	09604	4	0.70
TAP/5M	09605	5	0.80
TAP/6M	09606	6	1.00
TAP/7M	09607	7	1.00
TAP/8M/SPL	09660	8	1.00
TAP/8M	09608	8	1.25
TAP/9M/SPL	09661	9	1.00
TAP/9M	09609	9	1.25
TAP/10M/SPL1	09663	10	1.00
TAP/10M/SPL	09662	10	1.25
TAP/10M	09610	10	1.50
TAP/11M	09611	11	1.50
TAP/12M/SPL2	09666	12	1.00
TAP/12M/SPL	09664	12	1.25
TAP/12M/SPL1	09665	12	1.50
TAP/12M	09612	12	1.75
TAP/14M/SPL	09667	14	1.25
TAP/14M/SPL1	09668	14	1.50
TAP/14M	09614	14	2.00
TAP/16M/SPL	09669	16	1.50
TAP/16M	09616	16	2.00
TAP/18M/SPL	09670	18	1.50
TAP/18M/SPL1	09671	18	2.00
TAP/18M	09618	18	2.5
TAP/20M/SPL	09672	20	1.5
TAP/20M/SPL1	09673	20	2.00
TAP/20M	09620	20	2.50
TAP/22M/SPL1	09674	22	1.50
TAP/22M	09622	22	2.50
TAP/24M	09624	24	3.0
TAP/27M	09627	27	3.0
TAP/30M	09630	30	3.5
TAP/33M	09633	33	3.5
TAP/36M	09636	36	4.0
TAP/39M	09639	39	4.0
TAP/42M	09642	42	4.5
TAP/45M	09645	45	4.5
TAP/48M	09648	48	5.0
TAP/52M	09652	52	5.0

■ NEW

77

ROUND DIES - CARBON STEEL

Dies are used for cutting external threads. These are used as individual pieces, the same die being passed over the job many times to obtain clean threading. Manufactured from carbon steel.



UTILITY



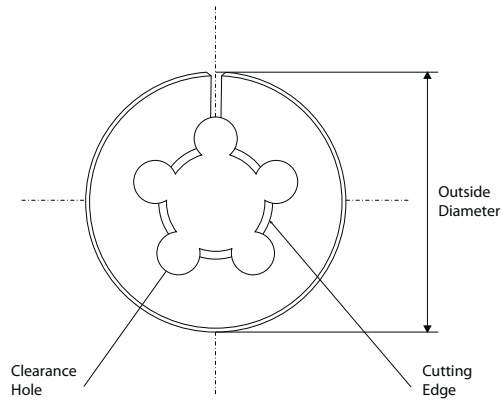
metalworking

BRITISH STANDARD ROUND DIES

Cat. Nr.	Ordering Nr.	Cat. Nr.	Ordering Nr.	Nominal Size	Outer Diameter
British Standard Whitworth 55° (BSW)		British Standard Fine 55° (BSW)		Inch	Inch
DI/0-1	10201	DI/BSF/0-24	14900	1/16	13/16
DI/0-2	10202	DI/BSF/0-25	14901	3/32	13/16
DI/0-3	10203	DI/BSF/0-26	14902	1/8	13/16
DI/0-4	10204	DI/BSF/0-27	14903	5/32	13/16
DI/0-5	10205	DI/BSF/0-28	14904	3/16	13/16
DI/0-6	10206	DI/BSF/0-29	14905	7/32	13/16
DI/0-7	10207	DI/BSF/0-30	14906	1/4	1
DI/0-7/SPL	10224	DI/BSF/0-30/SPL	14907	1/4	13/16
DI/0-8	10208	DI/BSF/0-31	14908	5/16	1
DI/0-9	10209	DI/BSF/0-32	14909	3/8	1
DI/0-10	10210	DI/BSF/0-33	14910	5/16	1.1/2
DI/0-11	10211	DI/BSF/0-34	14911	3/8	1.1/2
DI/0-12	10212	DI/BSF/0-35	14912	7/16	1.1/2
DI/0-13	10213	DI/BSF/0-36	14913	1/2	1.1/2
DI/0-14	10214	DI/BSF/0-37	14914	9/16	1.1/2
DI/0-15	10215	DI/BSF/0-38	14915	5/8	1.1/2
DI/0-16	10216	DI/BSF/0-39	14916	11/16	1.1/2
DI/0-17	10217	DI/BSF/0-40	14917	3/4	1.1/2
DI/0-18	10218	DI/BSF/0-41	14918	7/8	2
DI/0-19	10219	DI/BSF/0-42	14919	1	2
DI/0-20	10220	DI/BSF/0-43	14920	1.1/8	2.1/4
DI/0-20/SPL	10225	DI/BSF/0-43/SPL	14921	1.1/8	2.1/2
DI/0-21	10221	DI/BSF/0-44	14922	1.1/4	2.1/4
DI/0-21/SPL	10226	DI/BSF/0-44/SPL	14923	1.1/4	2.1/2
DI/0-22	10222	DI/BSF/0-45	14924	1.3/8	3
DI/0-23	10223	DI/BSF/0-46	14925	1.1/2	3

UNIFIED ROUND DIES

Cat. Nr.	Ordering Nr.	Cat. Nr.	Ordering Nr.	Nominal Size	Outer Diameter
Unified Fine 60° (UNF)		Unified Coarse 60° (UNC)		Inch	Inch
DI/UNF/0-47	15000	DI/UNC/0-70	15100	1/16	13/16
DI/UNF/0-48	15001	DI/UNC/0-71	15101	3/32	13/16
DI/UNF/0-49	15002	DI/UNC/0-72	15102	1/8	13/16
DI/UNF/0-50	15003	DI/UNC/0-73	15103	5/32	13/16
DI/UNF/0-51	15004	DI/UNC/0-74	15104	3/16	13/16
DI/UNF/0-52	15005	DI/UNC/0-75	15105	7/32	13/16
DI/UNF/0-53	15006	DI/UNC/0-76	15106	1/4	1
DI/UNF/0-53/SPL	15007	DI/UNC/0-76/SPL	15107	1/4	13/16
DI/UNF/0-54	15008	DI/UNC/0-77	15108	5/16	1
DI/UNF/0-55	15009	DI/UNC/0-78	15109	3/8	1
DI/UNF/0-56	15010	DI/UNC/0-79	15110	5/16	1.1/2
DI/UNF/0-57	15011	DI/UNC/0-80	15111	3/8	1.1/2
DI/UNF/0-58	15012	DI/UNC/0-81	15112	7/16	1.1/2
DI/UNF/0-59	15013	DI/UNC/0-82	15113	1/2	1.1/2
DI/UNF/0-60	15014	DI/UNC/0-83	15114	9/16	1.1/2
DI/UNF/0-61	15015	DI/UNC/0-84	15115	5/8	1.1/2
DI/UNF/0-62	15016	DI/UNC/0-85	15116	11/16	1.1/2
DI/UNF/0-63	15017	DI/UNC/0-86	15117	3/4	1.1/2
DI/UNF/0-64	15018	DI/UNC/0-87	15118	7/8	2
DI/UNF/0-65	15019	DI/UNC/0-88	15119	1	2
DI/UNF/0-66	15020	DI/UNC/0-89	15120	1.1/8	2.1/4
DI/UNF/0-66/SPL	15021	DI/UNC/0-89/SPL	15121	1.1/8	2.1/2
DI/UNF/0-67	15022	DI/UNC/0-90	15122	1.1/4	2.1/4
DI/UNF/0-67/SPL	15023	DI/UNC/0-90/SPL	15123	1.1/4	2.1/2
DI/UNF/0-68	15024	DI/UNC/0-91	15124	1.3/8	3
DI/UNF/0-69	15025	DI/UNC/0-92	15125	1.1/2	3



METRIC ROUND DIES

Cat. Nr.	Ordering Nr.	Nominal Size	Outer Diameter
		Inch	Inch
DI/2M	10402	2x0.4	13/16
DI/3M	10403	3x0.5	13/16
DI/4M	10404	4x0.7	13/16
DI/4M-SPL	10440	4 X 0.75	13/16
DI/5M	10405	5x0.8	13/16
DI/5M-SPL	10441	5 X 0.90	13/16
DI/6M	10406	6x1.0	1
DI/6M-SPL	10442	6 x 1.0	1.1/2
DI/7M	10407	7x1.0	1
DI/8M-SPL1	10443	8x1.0	1
DI/8M	10408	8x1.25	1
DI/8M-SPL	10444	8x1.25	1.1/2
DI/9M-SPL	10445	9 x 1.0	1
DI/9M	10409	9x1.25	1
DI/10M-SPL1	10447	10 X 1.25	1
DI/10M	10410	10x1.5	1
DI/10M-SPL	10446	10x1.5	1.1/2
DI/11M	10411	11 X 1.5	1.1/2
DI/12M-SPL	10448	12 X 1.5	1.1/2
DI/12M	10412	12x1.75	1.1/2
DI/13M	10413	13x1.75	1.1/2
DI/14M	10414	14x2.0	1.1/2
DI/16M	10416	16x2.0	1.1/2
DI/18M	10418	18x2.5	1.1/2
DI/20M	10420	20x2.5	2
DI/22M	10422	22x2.5	2
DI/24M	10424	24x3.0	2
DI/27M	10427	27x3.0	2.1/2
DI/30M	10430	30x3.5	2.1/2

BRITISH STANDARD PARALLEL 55° (BSP) ROUND DIES

Cat. Nr.	Ordering Nr.	Nominal Size	Outer Diameter
		Inch	Inch
DI/BSP/0-93	15200	1/8	1
DI/BSP/0-94	15201	1/4	1.1/2
DI/BSP/0-95	15202	3/8	1.1/2
DI/BSP/0-96	15203	1/2	2
DI/BSP/0-97	15204	5/8	2
DI/BSP/0-98	15205	3/4	2
DI/BSP/0-99	15206	1	2.1/4
DI/BSP/0-100	15207	1	2.1/2
DI/BSP/0-101	15208	1.1/4	3

78

HEXAGONAL DIES - CARBON STEEL

Also referred to as Die Nuts, Hexagonal Dies are used for cutting external threads. These are used as individual pieces, the same die being passed over the job to obtain clean threading. Manufactured from Carbon Steel, these can be tightened using a spanner



(BSF) 55° HEXAGONAL DIES

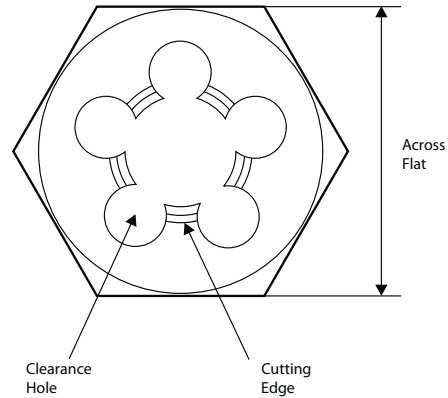
Cat. Nr.	Ordering Nr.	Nominal Size	A/F (Across Flats)	Thickness
		Inch	Inch	Inch
DI/H/BSF/1-8	10600	1/8	0.710	1/4
DI/H/BSF/5-32	10607	5/32	0.710	1/4
DI/H/BSF/7-32	10608	7/32	0.710	1/4
DI/H/BSF/1-4	10601	1/4	0.710	1/4
DI/H/BSF/9-32	10609	9/32	0.820	5/16
DI/H/BSF/5-16	10610	5/16	0.820	5/16
DI/H/BSF/3-8	10602	3/8	0.920	3/8
DI/H/BSF/7-16	10611	7/16	1.010	7/16
DI/H/BSF/1-2	10603	1/2	1.100	1/2
DI/H/BSF/9-16	10612	9/16	1.300	5/8
DI/H/BSF/5-8	10604	5/8	1.300	5/8
DI/H/BSF/3-4	10605	3/4	1.480	11/16
DI/H/BSF/7-8	10613	7/8	1.670	13/16
DI/H/BSF/0-1	10606	1	2.050	15/16
DI/H/BSF/1-1-8	10614	1.1/8	2.220	1.1/16
DI/H/BSF/1-1-4	10615	1.1/4	2.220	1.1/16
DI/H/BSF/1-3-8	10616	1.3/8	2.580	1.1/8
DI/H/BSF/1-1-2	10617	1.1/2	2.760	1.1/4
DI/H/BSF/1-5-8	10618	1.5/8	2.760	1.1/4
DI/H/BSF/1-3-4	10619	1.3/4	3.150	1.3/8
DI/H/BSF/1-7-8	16620	1.7/8	3.150	1.3/8
DI/H/BSF/0-2	10621	2	3.330	1.3/4

(BSW) 55° HEXAGONAL DIES

Cat. Nr.	Ordering Nr.	Nominal Size	A/F (Across Flats)	Thickness
		Inch	Inch	Inch
DI/H/1-8	10800	1/8	0.710	1/4
DI/H/5-32	10809	5/32	0.710	1/4
DI/H/7-32	10810	7/32	0.710	1/4
DI/H/3-16	10823	3/16	0.710	1/4
DI/H/1-4	10802	1/4	0.710	1/4
DI/H/9-32	10811	9/32	0.820	5/16
DI/H/5-16	10812	5/16	0.820	5/16
DI/H/3-8	10803	3/8	0.920	3/8
DI/H/7-16	10813	7/16	1.010	7/16
DI/H/1-2	10804	1/2	1.100	1/2
DI/H/9-16	10814	9/16	1.300	5/8
DI/H/5-8	10805	5/8	1.300	5/8
DI/H/3-4	10806	3/4	1.480	11/16
DI/H/7-8	10807	7/8	1.670	13/16
DI/H/0-1	10808	1	2.050	15/16
DI/H/1-1-8	10815	1.1/8	2.220	1.1/16
DI/H/1-1-4	10816	1.1/4	2.220	1.1/16
DI/H/1-3-8	10817	1.3/8	2.580	1.1/8
DI/H/1-1-2	10818	1.1/2	2.760	1.1/4
DI/H/1-5-8	10819	1.5/8	2.760	1.1/4
DI/H/1-3-4	10820	1.3/4	3.150	1.3/8
DI/H/1-7-8	10821	1.7/8	3.150	1.3/8
DI/H/0-2	10822	2	3.330	1.3/4

(UNC) 60° HEXAGONAL DIES

Cat. Nr.	Ordering Nr.	Nominal Size	A/F (Across Flats)	Thickness
		Inch	Inch	Inch
DI/H/UNC/1-8	14808	1/8	0.710	1/4
DI/H/UNC/5-32	14810	5/32	0.710	1/4
DI/H/UNC/7-32	14811	7/32	0.710	1/4
DI/H/UNC/1-4	14800	1/4	0.710	1/4
DI/H/UNC/9-32	14812	9/32	0.820	5/16
DI/H/UNC/5-16	14801	5/16	0.820	5/16
DI/H/UNC/3-8	14802	3/8	0.920	3/8
DI/H/UNC/7-16	14813	7/16	1.010	7/16
DI/H/UNC/1-2	14803	1/2	1.100	1/2
DI/H/UNC/9-16	14814	9/16	1.300	5/8
DI/H/UNC/5-8	14804	5/8	1.300	5/8
DI/H/UNC/3-4	14805	3/4	1.480	11/16
DI/H/UNC/7-8	14809	7/8	1.670	13/16
DI/H/UNC/0-1	14806	1	2.050	15/16
DI/H/UNC/1-1-8	14807	1.1/8	2.220	1.1/16
DI/H/UNC/1-1-4	14815	1.1/4	2.220	1.1/16
DI/H/UNC/1-3-8	14816	1.3/8	2.580	1.1/8
DI/H/UNC/1-1-2	14817	1.1/2	2.760	1.1/4
DI/H/UNC/1-5-8	14818	1.5/8	2.760	1.1/4



METRIC HEXAGONAL DIES

Cat. Nr.	Ordering Nr.	Nominal Size	A/F (Across Flats)	Thickness
		mm	Inch	Inch
DI/H/3M	10503	3	0.710	1/4
DI/H/4M	10504	4	0.710	1/4
DI/H/5M	10505	5	0.710	1/4
DI/H/6M	10506	6	0.710	1/4
DI/H/7M	10507	7	0.820	5/16
DI/H/8M	10508	8	0.820	5/16
DI/H/9M	10509	9	0.920	3/8
DI/H/10M	10510	10	0.920	3/8
DI/H/11M	10511	11	1.010	7/16
DI/H/12M	10512	12	1.100	1/2
DI/H/14M	10514	14	1.300	5/8
DI/H/16M	10516	16	1.300	5/8
DI/H/18M	10518	18	1.300	5/8
DI/H/18M/SPL	10519	18	1.480	11/16
DI/H/20M	10520	20	1.480	11/16
DI/H/22M	10522	22	1.670	13/16
DI/H/24M	10524	24	2.050	15/16
DI/H/27M	10527	27	2.220	1.1/16
DI/H/30M	10530	30	2.220	1.1/16
DI/H/33M	10533	33	2.580	1.1/8

(UNF) 60° HEXAGONAL DIES

Cat. Nr.	Ordering Nr.	Nominal Size	A/F (Across Flats)	Thickness
		Inch	Inch	Inch
DI/H/UNF/1-8	10911	1/8	0.710	1/4
DI/H/UNF/5-32	10912	5/32	0.710	1/4
DI/H/UNF/7-32	10913	7/32	0.710	1/4
DI/H/UNF/1-4	10900	1/4	0.710	1/4
DI/H/UNF/9-32	10914	9/32	0.820	5/16
DI/H/UNF/5-16	10901	5/16	0.820	5/16
DI/H/UNF/3-8	10902	3/8	0.920	3/8
DI/H/UNF/7-16	10915	7/16	1.010	7/16
DI/H/UNF/1-2	10903	1/2	1.100	1/2
DI/H/UNF/9-16	10916	9/16	1.300	5/8
DI/H/UNF/5-8	10904	5/8	1.300	5/8
DI/H/UNF/3-4	10905	3/4	1.480	11/16
DI/H/UNF/7-8	10910	7/8	1.670	13/16
DI/H/UNF/0-1	10906	1	2.050	15/16
DI/H/UNF/1-1-8	10908	1.1/8	2.220	1.1/16
DI/H/UNF/1-1-4	10909	1.1/4	2.220	1.1/16
DI/H/UNF/1-3-8	10917	1.3/8	2.580	1.1/8
DI/H/UNF/1-1-2	10918	1.1/2	2.760	1.1/4
DI/H/UNF/1-5-8	10919	1.5/8	2.760	1.1/4

55° BSP HEXAGONAL DIES

Cat. Nr.	Ordering Nr.	Nominal Size	A/F (Across Flats)	Thickness
		Inch	Inch	Inch
DI/H/BSP/1-8	10700	1/8	0.920	3/8
DI/H/BSP/1-4	10701	1/4	1.100	1/2
DI/H/BSP/3-8	10702	3/8	1.300	5/8
DI/H/BSP/1-2	10703	1/2	1.670	13/16
DI/H/BSP/5-8	10704	5/8	1.670	13/16
DI/H/BSP/3-4	10705	3/4	2.050	15/16
DI/H/BSP/7-8	10707	7/8	2.220	1.1/16
DI/H/BSP/0-1	10706	1	2.580	1.1/8
DI/H/BSP/1-1-4	10708	1.1/4	2.760	1.1/4
DI/H/BSP/1-1-2	10709	1.1/2	3.150	1.1/4
DI/H/BSP/1-3-4	10710	1.3/4	3.330	1.1/4

79

TAP & DIE SETS



TDE/ST-41M/ST



TDE/ST/1

A complete range of taps and dies alongwith suitable tap wrenches and die holders packed in strong, attractive and convenient to store boxes. Contents are housed in a well fitted inserts.

Cat. Nr.	Ordering Nr.	Constituents
TDE/ST-41/ST	10015	<p>41 pcs Tap & Die Set T handle Tap Wrench 0 - 1/4" T handle Tap Wrench 1/4" - 1/2" Bar Type Tap Wrench 0 - 1/2"</p> <p>Die Holders for Round Dies of dia. 13/16" Die Holders for Round Dies of dia. 1" Die Holders for Round Dies of dia. 1.1/2"</p> <p>Thread Pitch Gage (18 leaves, #8 to #44)</p> <p>17 individual Hand Taps & Round Dies in sizes: 4-40 NC, 6-32 NC, 8-32 NC, 10-24 NC, 10-32 NF, 12-24 NC, 1/8"-27 NPT, 1/4"-20 NC, 1/4"-28 NF, 5/16"-18 NC, 5/16"-24 NF, 3/8"-16 NC, 3/8"-24 NF, 7/16"-14 NC, 7/16"-20 NF, 1/2"-13 NC, 1/2"-20 NF</p>
TDE/ST-41M/ST	10014	<p>41 pcs Metric Tap & Die Set T handle Tap Wrench 0 - 1/4" T handle Tap Wrench 1/4" - 1/2" Bar Type Tap Wrench 0 - 1/2"</p> <p>Die Holders for Round Dies of dia. 13/16" Die Holders for Round Dies of dia. 1" Die Holders for Round Dies of dia. 1.1/2"</p> <p>Thread Pitch Gage (16 leaves, 0.35mm to 3mm)</p> <p>17 individual Hand Taps & Round Dies in sizes: 3mm - 0.50mm, 4mm - 0.70mm, 4mm - 0.75mm, 5mm - 0.80mm, 5mm - 0.90mm, 6mm - 1.00mm, 7mm - 1.00mm, 8mm - 1.00mm, 8mm - 1.25mm, 9mm - 1.00mm, 9mm - 1.25mm, 10mm - 1.25mm, 10mm - 1.50mm, 11mm - 1.50mm, 12mm - 1.50mm, 12mm - 1.75mm, 1/8" - 28mm BSP</p>

Cat. Nr.	Ordering Nr.	Constituents
TDE/ST/1	10000	<p>37 pcs Metric Tap & Die Set Bar Type Tap Wrench 2 mm - 6.3 mm Bar Type Tap Wrench 4.9 mm - 12 mm</p> <p>Die Holders for Round Dies of dia. 1" Die Holders for Round Dies of dia. 1.1/2" Die Holders for Round Dies of dia. 2"</p> <p>8 Round Dies: 6mm , 8mm, 10mm, 12mm, 14mm, 16mm, 18mm, 20mm</p> <p>8 Metric Tap Sets: (3 Taps each) 6mm , 8mm, 10mm, 12mm, 14mm, 16mm, 18mm, 20mm</p>

UTILITY



metalworking



PLIERS & WRENCHES



www.groz-tools.com

08

80

COMBINATION PLIERS

NEW!

Combination Pliers, also referred to as Lineman's Pliers are the most commonly used hand tool that do everything that a plier needs to do: grip, bend, straighten, crush, pull, strip insulations, cut wires etc.

Induction Hardened cutting edges (54-58 HRC) for cutting soft wires (copper, Aluminum & plastic) to Medium Hard Wires (Nails)

Trapezoidal finger protection stops hands from slipping, ensuring maximum safety

Double injection moulded handles for comfort grip

Roughly curved toothed jaws for securely holding round jobs such as screws, pipes etc.

Side slot for cutting soft wires & nails

Hot forged, special hardened & tempered steel

Polished Finish

Flat serrated gripping jaws hold flat jobs & small tools lightly

34-58 HRC

STEEL 50

forged construction

flat jaws

cuts soft wires

cuts medium hard wires

NOTE

An occasional drop of oil on the joint will ensure that your pliers have a long life

Cat. Nr.	Ordering Nr.	Length	
		Inch	mm
CPL/CS/6	31535	6	150
CPL/CS/7	31536	7	175
◆CPL/CS/8	31537	8	200

◆ BESTSELLER



Induction hardened cutting edges (54-58 HRC) for cutting soft to medium hard wires

81

LONG NOSE PLIERS

NEW!

Long Nose / Needle Nose Pliers are used by electricians and tradesmen primarily for cutting & gripping wires. Their long gripping nose provides excellent control & reach for fine work in small or crowded electrical enclosures

Roughly curved toothed jaws for securely holding round jobs

Induction Hardened cutting edges (54-58 HRC) for cutting soft wires (copper, Aluminum & plastic) to Medium Hard Wires (Nails)

Double injection moulded handles for comfort grip

Polished Finish

Trapezoidal finger protection stops hands from slipping, ensuring maximum safety

Slim, half round internally serrated gripping jaws access narrow & awkward spots easily

Hot forged, special hardened & tempered steel

34-58 HRC

STEEL
50

forged construction

half round jaws

cuts soft wires

cuts medium hard wires

NOTE

An occasional drop of oil on the joint will ensure that your pliers have a long life

Cat. Nr.	Ordering Nr.	Length	
		Inch	mm
◆ LNP/CS/6	31545	6	150
LNP/CS/7	31546	7	175
◆ LNP/CS/8	31547	8	200

◆ **BESTSELLER**



Induction hardened cutting edges (54-58 HRC) for cutting soft to medium hard wires

82

SIDE CUTTING PLIERS

NEW!

Side Cutting Pliers, also referred to as Diagonal Pliers are primarily used for cutting wires. These are amongst the most useful type of pliers found in every electrician's kit. Pliers have a narrow head style for use in confined areas

Hot forged, special hardened & tempered steel

Double injection moulded handles for comfort grip

Induction Hardened cutting edges (54-58 HRC) for cutting soft materials (copper, Aluminum, Brass) to Medium Hard Wires (Nails)

Polished Finish

Trapezoidal finger protection stops hands from slipping, ensuring maximum safety

54-58 HRC

STEEL C50

forged construction

half round jaws

cuts soft wires

cuts medium hard wires

NOTE

Always place the wire to be cut as near as possible to the joint. This increases the leverage and immensely reduces the cutting effort

Cat. Nr.	Ordering Nr.	Length	
		Inch	mm
SCP/CS/6	31555	6	150
SCP/CS/7	31556	7	175



Induction hardened cutting edges (54-58 HRC) for cutting soft to medium hard wires and nails

83

**FRONT
CUTTER**

NEW!

Front Cutters, more popular in the US are used to twist & cut wire in one operation

Induction Hardened cutting edges (54-58 HRC) for cutting soft & medium hard wire braid & meshes

Cushion grip handle for convenience in use

Polished Head

Hot forged, special hardened & tempered steel

Black Oxide Finish

54-58 HRC

STEEL C50

forged construction

cuts soft wires

cuts medium hard wires

Cat. Nr.	Ordering Nr.	Length	
		Inch	mm
FCT/A/CS/6	32350	6	150
FCT/A/CS/8	32351	8	200

84

END NIPPERS

NEW!

End Nippers, most popular in the Middle East are used to twist & cut binding wire. These are also used for wire netting in reinforced concrete construction

Induction Hardened cutting edges (54-58 HRC) for cutting soft & Hard Wire

Cushion grip handle for convenience in use

Polished Head

Hot forged, special hardened & tempered Chrome Vanadium steel

Black Oxide Finish

54-58 HRC

chrome vanadium steel

forged construction

cuts soft wires

cuts medium hard wires

cuts hard wires

Cat. Nr.	Ordering Nr.	Length	
		Inch	mm
◆ EN/CV/6	32305	6	150
EN/CV/8	32306	8	200

◆ BESTSELLER

85 CONCRETE NIPPERS

NEW!

Concrete Nippers, most popular in the Middle East are used to twist & cut wire in one operation

Induction Hardened cutting edges (54-58 HRC) for cutting soft & medium hard wire braid & meshes

Cushion grip handle for convenience in use

Polished Head

Hot forged, special hardened & tempered steel

Black Oxide Finish

54-58 HRC

STEEL C50

forged construction

cuts soft wires

cuts medium hard wires

Cat. Nr.	Ordering Nr.	Length	
		Inch	mm
CN/CS/9	32340	9	225
CN/CS/10	32341	10	250
CN/CS/11	32342	11	275




86

SLIP JOINT PLIERS

NEW!

Slip Joint Pliers, very popular in the US have a pivot pin which can be moved to increase the size range of the jaws. These are commonly used for loosening or tightening nuts, pulling small nails etc.



Cat. Nr.	Ordering Nr.	Length	
		Inch	mm
SJP/CS/6DS	31642	6	150
SJP/CS/8DS	31643	8	200
SJP/CS/10DS	31644	10	250

87

FENCING PLIERS

NEW!

Fencing Pliers are a multi-use tool used to cut wire, pull out nails and staples, crimp ferrules, hammer in nails, form loops on wires, stretch barbed wire & much more. These come-in handy for erecting a stable fence, mark boundaries to keep animals within a designated area etc.

Claw is sized & designed for pulling fence staples out of wood

Jaws for crimping ferrules

Cushion grip handle for convenience in use

Main jaws shaped to grip staples & pull them out of the post

Side slot for cutting soft wires & nails

Hot forged, special hardened & tempered steel

Polished Finish

Grooved hammer face to consistently drive fence staples

38-46 HRC

STEEL C50

forged construction

cuts soft wires

cuts medium hard wires



Side slot for cutting wires



Main jaw for pulling out nails



Jaws for crimping ferrules



Head for hammering in nails



Claw designed for pulling out staples from wood

Cat. Nr.	Ordering Nr.	Length	
		Inch	mm
FPL/10H	31612	10-1/2	265

88

WHEEL BALANCING PLIERS

NEW!

Wheel Balancing Pliers are used to remove & detach wheel balancing weights. These perform several functions such as forming wheel balancing weights, removing & attaching wheel balancing weights from wheel rims, removing wheel balancing weights from alloy wheel rims etc.

Hot forged, hardened & tempered Chrome Vanadium steel

Chrome Plated Finish

Cushion grip handle for convenience in use

38-46 HRC

chrome vanadium steel

forged construction



Plier being used to detach wheel balancing weights



Hammer end being used to form wheel balancing weights



Prying wheel balancing weights from the alloy rims

Cat. Nr.	Ordering Nr.	Length	
		Inch	mm
WBP/CV/10	31665	10	250

89

MIG WELDING PLIERS

NEW!

Welding Pliers are used for maintenance of welding guns in MIG welding

Induction Hardened cutting edges (54-58 HRC) for cutting wires

Serrated curved body for nozzle removal & installation

Cushion grip handle for convenience in use

Serrated curved section for tip removal & installation

Jaws for removing weld spatter both from inside & outside of the welding gun nozzle

Polished Finish

Hot forged, special hardened & tempered steel

54-58 HRC

STEEL 50

forged construction

cuts soft wires

cuts medium hard wires



Welding Gun Nozzle filled with weld spatter



Tapered front jaw for removal of welding spatter from inside of the welding gun nozzle



Nozzle removal & installation



Induction hardened cutting edges for cutting medium hard wires



Tip removal and installation


Cat. Nr.	Ordering Nr.	Length	
		Inch	mm
MWP/8	31660	8	200

90

ADJUSTABLE WRENCHES

NEW!

Adjustable Wrench is a spanner with a jaw of adjustable width, allowing it to be used with different sizes of nuts & bolts, rather than a single size as with a conventional fixed spanner. The same wrench can be used with both metric & imperial fasteners



Cat. Nr.	Ordering Nr.	Length		Opening		Torque	
		Inch	mm	Inch	mm	lb-in	kgf-m
■ AWR/CV/4	31754	4	100	1/2	13	3.69	66
■ AWR/CV/6	31753	6	150	3/4	19	8.27	148
■ AWR/CV/8	31750	8	200	15/16	24	8.27	148
◆ AWR/CV/10	31751	10	250	1	27	13.69	245
■ AWR/CV/12	31752	12	300	1-5/16	34	21.9	392

◆ BESTSELLER ■ NEW




NOTE

Ensure that fixed jaw leads the rotation & movable jaws follows the fixed jaw. This way, there will be less stress on the movable jaw which is not supported as ruggedly as the fixed jaw

91

ADJUSTABLE PIPE WRENCHES - STILLSON PATTERN NEW!

Drop Forged and Heat Treated Handle & Jaws with high grade cast malleable iron frames. Accurately machined screw threads and nut with spring jaws. Designed so that when pressure is applied all the stress is transmitted through the steel hook jaw and adjusting nut to the handle jaw without the frame having to bear significant load. Hardened tempered jaw teeth with V grooves are in opposite directions enabling a ratcheting action.



NOTE

These should not be used on nuts, bolts & hexagonal fittings where they could cause damage.

Cat. Nr.	Ordering Nr.	Length		Max. Opening	
		Inch	mm	Inch	mm
SPW/10	31760	10	250	1-5/16	33
SPW/12	31761	12	300	1-21/32	42
SPW/14	31762	14	350	1-7/8	48
SPW/18	31763	18	450	2-3/8	60
SPW/24	31764	24	600	2-7/8	73

92

WATER PUMP PLIERS

NEW!

Water Pump Pliers are commonly used for turning & holding nuts & bolts, gripping irregularly shaped objects, holding pipes etc. They hold all kinds of items with larger diameter too, regardless of whether they are round, square or hexagonal. Pliers have serrated jaws set at 45° from the handles. The lower jaw can be moved to 7 different positions by sliding along a tracking section under the upper jaw. An advantage of this design is that pliers can adjust to a number of sizes without the distance in the handle growing wider.

Fully Hardened jaws clamp automatically on pipes & nuts

Unique box joint adjusting system allows quick & easy one hand adjustment

Black Oxide Finish

Cushion grip handle for convenience in use

Jaws remain parallel in any position for better grip

Special barrier prevents accidental squeeze of fingers between plier handles

Hot forged, hardened & tempered Chrome Vanadium steel

38-46 HRC

chrome vanadium steel

forged construction

DO NOT USE

Pipe or other tools to increase torque, instead use longer length of Water Pump Pliers

Cat. Nr.	Ordering Nr.	Length	
		Inch	mm
WPP/BJ/7/CV	31740	7	175
◆ WPP/BJ/10/CV	31741	10	250
WPP/BJ/12/CV	31742	12	300
WPP/BJ/16/CV	31743	16	400

◆ BESTSELLER



AUTOMOTIVE

www.groz-tools.com

09

93

BOX SPANNERS (BOX WRENCHES)

Manufactured from high quality steel tubing, these double ended box wrenches have a different socket size on each end. Thin and long body allows these to be used to loosen or tighten nuts and bolts in narrow, recessed areas. Box wrenches are used with tommy bars which is passed through the holes provided in the sides of the wrench. Supplied complete with tommy bars.

These are available in two types:

1. Metric Sizes

Size is measured as the width of the nut across hexagon flats

2. BA Sizes

Measured in accordance with British Association specifications



ERW
steel tube



Cat. Nr.	Ordering Nr.	Nominal Size	Length	Tommy Bar	
			mm	Length (mm)	Dia (mm)
METRIC SIZES					
BW/6-7	32000	6 mm x 7 mm	102	77	3
BW/8-9	32001	8 mm x 9 mm	102	102	6
BW/10-11	32002	10 mm x 11 mm	102	102	6
BW/12-13	32003	12 mm x 13 mm	102	102	6
BW/14-15	32004	14 mm x 15 mm	127	152	9
BW/16-17	32005	16 mm x 17 mm	127	152	9
BW/18-19	32006	18 mm x 19 mm	127	152	9
BW/20-21	32007	20 mm x 21 mm	127	152	9
BW/22-23	32008	22 mm x 23 mm	127	152	9
BW/24-25	32009	24 mm x 25 mm	152	203	12
BW/26-27	32010	26 mm x 27 mm	152	203	12
BW/30-32	32013	30 mm x 32 mm	152	256	16
Sets					
BW/6M/ST	32019	A set of 6 Box wrenches in sizes 8x9, 10x11, 12x13, 14x15, 16x17 & 18x19 with two Tommy bars, packed in a vinyl pouch.			

BA SIZES					
BW/BA/0-1	32200	0.423" x 0.368"	76.5	77	5
BW/BA/2-3	32201	0.330" x 0.283"	76.5	77	5
BW/BA/4-5	32202	0.254" x 0.222"	76.5	77	5
BW/BA/6-7	32203	0.198" x 0.173"	76.5	77	3
BW/BA/8-9	32204	0.157" x 0.134"	76.5	77	3
▶ BW/BA/10	32205	0.118"	76.5	77	3
Sets					
BW/6/ST	32209	A set of 6 Box wrenches in sizes : 0.423" x 0.368", 0.330" x 0.283", 0.254" x 0.222", 0.198" x 0.173", 0.157" x 0.134", and 0.118" with two Tommy Bars, packed in a vinyl pouch.			

▶ SINGLE ENDED

94

WHEEL WRENCHES - DOUBLE ENDED

Heavy Duty Double Ended Wheel Wrenches, also referred to as Truck Wrenches are used to open lug nuts on trucks, buses, farm and off-road vehicles.

These are available in two types:

1. Hardened Wheel Wrenches

Forged from Chrome Vanadium Steel, these are hardened 40 – 45 HRC and tempered. Supplied without handle/ tommy bar, which can be bought separately. One handle size fits all wrenches

2. Alloy Steel Wrenches

Forged from alloy steel with rust inhibiting bright nickel plating. Supplied with Tommy Bar



HARDENED
WHEEL
WRENCHES

ALLOY STEEL
WHEEL WRENCHES
WITH TOMMY BAR



forged
construction

Cat. Nr.	Ordering Nr.	Socket Size	Overall Length
		mm	mm
HARDENED WHEEL WRENCHES			
B/WW/CV/24-27	31930	24 x 27	400
B/WW/CV/27-30	31931	27 x 30	400
B/WW/CV/27-32	31932	27 x 32	400
B/WW/CV/27-33	31933	27 x 33	400
B/WW/CV/30-32	31934	30 x 32	400
B/WW/CV/30-33	31935	30 x 33	400
SPARE TOMMY BAR			
TMB/600-22	31941	600 X 22	

Cat. Nr.	Ordering Nr.	Size	Overall Length
		mm	mm
ALLOY STEEL WRENCHES WITH TOMMY BAR			
WW/D/24-27	31900	24 x 27	400
◆ WW/D/27-30	31901	27 x 30	400
WW/D/27-32	31902	27 x 32	400
WW/D/27-33	31903	27 x 33	400
◆ WW/D/30-32	31904	30 x 32	400
◆ WW/D/30-33	31905	30 x 33	400
WW/D/32-38	31906	32 x 38	400
WW/D/35-17	31907	35 x 17	400
WW/D/38-21	31908	38 x 21	400
◆ WW/D/41-21	31909	41 x 21	400
SPARE TOMMY BAR			
TMB/430-19	31940	430mm x 19mm	

◆ BESTSELLER

95 SLOGGING WRENCHES

NEW!

Slogging wrenches are used for tightening and slackening large nuts & bolts in ship maintenance, mining, piping and other similar industrial applications.

Forged from Chrome Vanadium Steel, these are hardened 39 – 46 HRC and tempered. One end is shaped to fit a nut and the other is enlarged to receive blows from a hammer. The shock of the impact is useful in breaking rust/ paint

These are available in two types:

1. Ring Slogging Wrenches
2. Open Jaw Slogging Wrenches



RING SLOGGING WRENCHES

OPEN JAW SLOGGING WRENCHES

Cat. Nr.	Ordering Nr.	Size	Length
		mm	mm
RING SLOGGING WRENCHES			
RSW/22	31825	22	172
RSW/24	31800	24	160
◆ RSW/27	31801	27	180
◆ RSW/30	31802	30	190
RSW/32	31803	32	190
RSW/34	31804	34	190
◆ RSW/36	31805	36	205
RSW/38	31806	38	205
◆ RSW/41	31807	41	230
RSW/42	31814	42	225
RSW/46	31808	46	240
RSW/50	31809	50	255
RSW/55	31810	55	270
RSW/60	31811	60	280
RSW/65	31812	65	300
RSW/70	31813	70	310
RSW/75	31815	75	330
RSW/80	31816	80	345
RSW/85	31817	85	348
RSW/90	31818	90	390
RSW/95	31819	95	390
RSW/100	31820	100	420
RSW/105	31821	105	420
RSW/110	31822	110	447
RSW/115	31823	115	447
RSW/120	31824	120	447

Cat. Nr.	Ordering Nr.	Size	Length
		mm	mm
OPEN JAW SLOGGING WRENCHES			
OSW/22	31850	22	160
OSW/24	31851	24	170
OSW/27	31852	27	180
OSW/30	31853	30	185
OSW/32	31854	32	190
OSW/34	31855	34	190
OSW/36	31856	36	220
OSW/38	31857	38	220
OSW/41	31858	41	235
OSW/42	31875	42	235
OSW/46	31859	46	255
OSW/50	31860	50	275
OSW/55	31861	55	300
OSW/60	31862	60	320
OSW/65	31863	65	340
OSW/70	31864	70	375
OSW/75	31865	75	375
OSW/80	31866	80	408
OSW/85	31867	85	408
OSW/90	31868	90	438
OSW/95	31869	95	438
OSW/100	31870	100	478
OSW/105	31871	105	478
OSW/110	31872	110	502
OSW/115	31873	115	502
OSW/120	31874	120	502



39-46 HRC

CV
chrome vanadium steel



forged construction

◆ BESTSELLER

96

ROLL HEAD PRY BARS



Manufactured from Chrome Vanadium Steel these are fully hardened and tempered. Specifically designed for heavy prying & fulcrum prying especially in automotive applications with the tapered end used for aligning applications.



38-43 HRC



chrome vanadium



forged construction

UTILITY



automotive

97

CAT/ALIGNING BARS



ROUND SECTION BARS

HEXAGONAL SECTION BAR

These are heavy duty Bars forged from chrome alloy steel. The prying end is on one side with lining up on the other. The body is fully hardened to resist any bending. These are available with a round section or hexagonal section, in bright zinc plated finish. Sizes 48" & 54" come in powdered coated finish



35-40 HRC



chrome alloy



forged construction

UTILITY



automotive

Cat.Nr.	Ordering Nr.	Length		Stock Size	
		Inch	mm	Inch	mm
PRY/6	33150	6	150	5/16	8
PRY/12	33151	12	300	7/16	11
PRY/16	33152	16	400	9/16	14
PRY/20	33153	20	500	11/16	17
PRY/4-ST	33154	Set of above 4 Pry Bars			

Cat. Nr.	Ordering Nr.	Length		Stock Size/ HEX (A/F)	
		Inch	mm	Inch	mm
ROUND SECTION BARS					
■ CAT/16	33169	16	400	5/8	16
CAT/18	33170	18	450	5/8	16
CAT/24	33171	24	600	3/4	19
CAT/30	33172	30	750	7/8	22
CAT/36	33173	36	900	7/8	22
■ CAT/48	33176	48	1200	1	25
■ CAT/54	33177	54	1350	1	25
HEXAGONAL SECTION BAR					
CAT/H/16/CP	33175	16	400	5/8	16

■ NEW

SPECIALITY



www.groz-tools.com

10

98

PAINT MIXERS

Paint mixers are ideal for mixing paint and a multitude of other low density materials. Manufactured from a 5/16"(8mm) hexagonal shaft with fluted construction, these have an attractive red powder coated finish for increased protection against rust.

Using Paint Mixers

Place Paint Mixer in the container of material and gently work around the container edges till the material starts flowing towards the center of the blades.

- Continue to gently work on the material till it is of desired consistency.
- For coarse or stiff materials, reverse the direction of the drill and follow above steps. The mixer works best with a variable speed reversible drill machine with 400 – 600 watts minimum power. Recommended speed between 200 – 700 rpm depending upon the material being mixed.

Important

- Do not use Paint Mixer with lacquer or other such inflammable liquids [with flashpoint under 32°C (70°F)]
- Insert mixer well into the material before turning on the drill.
- When mixing is complete, wait for the mixer to come to a halt before removing it from the container.

Cat. Nr.	Ordering Nr.	Dia. of Mixing Wheel		Length		Fits Drill Size	
		Inch	mm	Inch	mm	Inch	mm
♦ PMX/60	14620	2.3/8	60	16	400	3/8	9.5
PMX/80	14621	3.3/16	80	16	400	3/8	9.5

♦ BESTSELLER



99

REVOLVING PUNCH PLIER

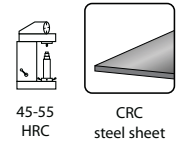
Professional quality pliers, these are made from heavy gauge pressed steel sheet and are used to punch holes in leather, canvas, plastics, watch bands, belts etc.

Punches are accurately heat treated for extended life and are exposed to a brass anvil which prevents the edges from getting damaged in use. Each punch locates exactly in position locking in place with the pawl and ratchet mechanism.

Spring loaded revolving head incorporates 6 punches of sizes 5/64" (2 mm), 3/32"(2.5 mm), 1/8"(3.0 mm), 9/64" (3.5 mm), 5/32"(4 mm) & 3/16" (4.5 mm).

Cat. Nr.	Ordering Nr.	Length	
		Inch	mm
♦ RPL/6	31600	8.3/4	220

♦ BESTSELLER



45-55 HRC

CRC steel sheet



100

SCRATCH AWL

NEW!

Awls are used for making small holes in narrow timber.

The alloy steel blade runs through the handle and is securely fastened to the plated steel ferrule and the cap. Hardwood handle is contoured for a comfortable grip

Cat. Nr.	Ordering Nr.	Overall Length	
		Inch	mm
SA/818	03230	6-15/32	165



101

BRASS HAMMERS

An ideal combination of Brass & Aluminum makes these hammers very safe for use even in explosive environments. The Brass Head does not spark and protects metal surfaces from any damage such as denting or marking during use. The Non slip aluminium handle is knurled for comfortable non-slip grip.

Cat.Nr.	Ordering Nr.	Head Wt.	
◆ BRH/6oz	32490	6oz	0.170 kg
◆ BRH/1	32491	1 lb	0.450 kg
BRH/2-1-2	32492	2.1/2 lbs	1.140 kg
BRH/3	32493	3 lbs	1.360 kg
BRH/4	32494	4 lbs	1.820 kg

◆ BESTSELLER



102 GROMMET KITS

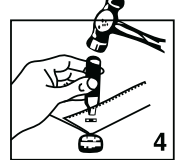
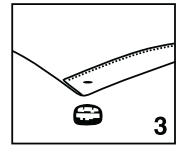

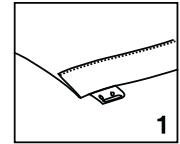
Grommets or eyelets as they are commonly called are used to repair canvas, tarpaulins, tents, awnings, sailcloth, lawn furniture, pool covers etc.

These are offered as a kit containing:

- Solid Brass Grommets
- Hole Punch
- Backer block
- Setting Tool
- Anvil

Grommets are made from solid brass making them rust resistant. Hole Punch and Setting Tool are precision machined from single bar of solid steel for additional durability.

Replacement Grommets also available



Cat.Nr.	Ordering Nr.	Size	Kit Constituents
Grommet Kits			
GRMT/1-4/ST	26600	1/4"(6mm)	Includes 24 brass grommets (eyelets), hole punch, backer block, setting tool and anvil
GRMT/3-8/ST	26601	3/8"(10mm)	Includes 12 brass grommets (eyelets), hole punch, backer block, setting tool and anvil
GRMT/1-2/ST	26602	1/2"(12mm)	1/2"(13mm) Includes 12 brass grommets (eyelets), hole punch, backer block, setting tool and anvil
Replacement Grommets			
GRM/B/1-4/ST24	26650	1/4"(6mm)	24 Replacement Grommets
GRM/B/3-8/ST12	26651	3/8"(10mm)	12 Replacement Grommets
GRM/B/1-2/ST12	26652	1/2"(12mm)	12 Replacement Grommets



Hole Punch >

< Setting Tool



GROMMET KIT



< Washer



< Grommet



< Anvil

< Backer Block

RETRA DRIVE

THE RETRACTABLE CARTRIDGE SCREWDRIVER

NOW
MAKE
IT EASY
TO FIND,
STORE
AND
CHANGE
BITS



- ▶ retractable BIT CARTRIDGE
- ▶ one 1/4" HEX DRIVER
- ▶ alloy steel shaft
- ▶ palm saver cap
- ▶ easy guide collar

103

RETRA DRIVE

NEW!



- Retractable Bit Cartridge - Makes it easy to find, store and change Bits
- Specially designed Palm Saver Cap prevents blisters in the palm of your hand. Cap does not turn as you push on the cap and turn the handle.
- Easy Guide Collar provides greater control by maintaining full contact between the Bit and the Screw
- Specially Engineered ABS resin handle
- Industrial grade S2 modified steel bits with Rockwell Hardness 58 - 62

13 IN 1



28-TOOTH SOLID CORE RATCHET

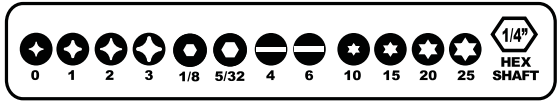
Features ZAD 8 Zinc Alloy SOLID-CORE Ratchet that delivers over 25 Nm of Torque Strength. Precision 28 Tooth Ratchet Design makes driving fasteners faster and easier



US

RD/SD/6R
33711

RATCHETING



EU

RD/SD/7R
33713

RATCHETING



specialty

113

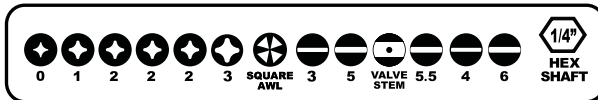
14 IN 1

HVAC

14 bit tips featuring valve stem bit, Square Awl Reamer Bit and Double LOK Phillips #2 combo bit (which can be used in any 1/4" quick change chuck)



RD/HV/3
33714



14 IN 1

AUTOMOTIVE

Loaded with the most popular bits used in automotive work, including a 1/4" socket adaptor, this driver is a must for the professional mechanic or anyone who works on their car or truck.



RD/AU/5
33716



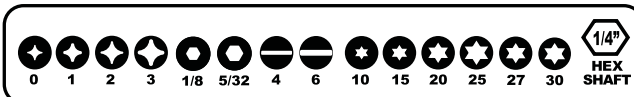
15 IN 1

STANDARD

All purpose bit load driver loaded with 7 double end professional quality bits



US RD/SD/1
33710



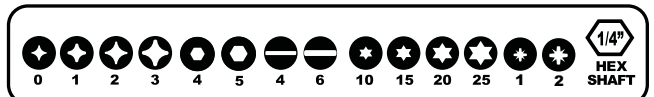
15 IN 1

STANDARD

All purpose bit load driver loaded with 7 double end professional quality bits



EU RD/SD/2
33712




15 IN 1

TAMPERPROOF

Must for all commercial / industrial tradesmen i.e. electricians, locksmiths, telephone technicians, maintenance personnel, etc.



**RD/TP/4
33715**



	13 IN 1		14 IN 1		15 IN 1		
	STANDARD US	STANDARD EU	HVAC	AUTOMOTIVE	STANDARD US	STANDARD EU	TAMPERPROOF
Cat. Nr.	RD/SD/6R	RD/SD/7R	RD/HV/3	RD/AU/5	RD/SD/1	RD/SD/2	RD/TP/4
Ordering Nr.	33711	33713	33714	33716	33710	33712	33715
Phillips 0-3	Y	Y	Y		Y	Y	
Phillips 1-2	Y	Y	Y	Y	Y	Y	
Double Ended Phillips 2-2			Y				
Hex 1/8"-5/32"	Y				Y		
Hex 4-5						Y	
Pozi 1x 2		Y				Y	
Flat / Slotted 3-5			Y				
Flat / Slotted 4-6	Y	Y	Y		Y	Y	
Flat Slot 5.5 x valve Stem			Y	Y			
Torx 9-40				Y			
Torx 10-15	Y	Y		Y	Y	Y	
Torx 20-25	Y	Y		Y	Y	Y	
Torx 27-30				Y	Y		
Square Awl			Y				
1/4" Socket Adapter				Y			
Hex Pin 1/8"- 9/64							Y
Hex Pin 5/32" - 3/16"							Y
Spanner 6-8							Y
Spanner 10-12							Y
Torx Pin 10-15							Y
Torx Pin 20-25							Y
Torx Pin 27-30							Y

**ALL MODELS
CAN BE
CUSTOM BUILT
WITH ANY
COMBINATION
OF BIT LOADS**

INDEX

ALPHABETICAL INDEX

A					
Adjustable Bevel	77				
Adjustable Pipe Wrenches- Stillson Pattern	101				
Adjustable Tap & Reamer Wrenches - Bar Type	80				
Adjustable Wrenches	100				
Aligning Bars / Cat Bars	107				
Anvils					
Cast Steel	46				
Hobbyist's	45				
Arch & Hollow Punches	20				
Automatic Centre Punches	18				
Awl, Scratch	110				
B					
Ball Pein Hammers	37				
Bar Clamps					
Duo Bar	68				
Sash Bar	67				
T Bar	69				
Bar Type Tap & Reamer Wrenches	80				
Bars					
Aligning / Cat	107				
Pry Bars	107				
Wrecking Bars	25				
Bench Planes	59				
Bench Vices					
Engineer's Steel Vices	42				
Mechanic's Vices	40				
BNV Series	41				
Blades					
Coping Saw	57				
Fret Saw	57				
Hacksaw	56				
Mini Saw	55				
Piercing Saw	56				
Block Planes	60				
Bolsters					
Brick	24				
Electricians	25				
Box Spanners	104				
Brass Calipers	75				
Brass Hammers	110				
Brass Pin Punches	14				
Bricklayer's Line Pins	26				
C					
Calipers					
Brass	75				
Craftmen's Calipers & Dividers	72				
Slide	75				
Spring Calipers & Dividers	71				
Vernier	74				
Cat Bars / Aligning Bars	107				
Centre Punches					
Automatic	18				
Heavy Duty	8				
Round Head	9				
Square Head	9				
Centre Square	77				
Chisels					
Cold	22				
		Concrete Point	23		
		Electrician's	25		
		Clamps			
		Duo Bar Clamp	68		
		G -General Purpose	47		
		G -Junior	48		
		I Bar - Rapid Action	68		
		KWIK - Quick Action	66		
		Sash Bar	67		
		T Bar	69		
		Club Hammers	34		
		Combination Plier	90		
		Compass			
		Pencil	74		
		Precision	73		
		Wing	73		
		Concrete Nipper	95		
		Concrete Point Chisels	23		
		Coping Saw Blades	57		
		Coping Saw Frames	53		
		Cramp Head Set	67		
		Cross Pein Hammers	37		
		D			
		Die Stock Holders	81		
		Dies - Carbon Steel			
		Round	84		
		Hexagonal	86		
		Dividers	71		
		Drift Punches	15		
		Drill Press Vices			
		DIY	44		
		Unigrip	43		
		Duo Bar Clamps	68		
		Duplex Rabbet & Fillister Plane	60		
		E			
		Electrician's Bolsters	25		
		End Nipper	94		
		Engineer's Bench Vice - All Steel	42		
		Eyelets/ Grommets	111		
		F			
		Fencing Plier	97		
		Fret Saw Blades	57		
		Fret Saw Frames	52		
		Front Cutter	93		
		Front End Woodworking Vice	65		
		G			
		G Clamps			
		General Purpose	47		
		Junior	48		
		Graduated Steel Squares	76		
		Grommet Kits	111		
		H			
		Hacksaw Blades	56		
		Hacksaw Frame			
		Coping	53		
				Fret	52
				Handyman's	50
				Junior	51
				Junior - Baby Bite	51
				Junior Saw	51
				Piercing	54
				Professional	50
				Hammers	
				Ball Pein	37
				Brass	110
				Club	34
				Cross Pin	37
				Sledge	35
				Sledge Copper Head	36
				Hand Taps - Carbon Steel	82,
				Hand Vices	46
				Hinge Centering Punch	16
				Hobbyist's Vices	45
				Hollow & Arch Punches	20
				J	
				Junior Saw Frames	51
				K	
				Kits - Punch & Chisel	26
				Kwik Action Woodworking Clamps	66
				L	
				Letter & Number Stamps	19
				Long Nose Plier	91
				Line Pins - Bricklayer's	26
				M	
				Marking Punch	18
				Mig Welding Plier	99
				Mini Saw Blades	55
				N	
				Nail Punches	17
				Nipper, Concrete	95
				Nipper, End	94
				Number & Letter Stamps	19
				O	
				Offset Jaw Vices	42
				P	
				Paint Mixers	109
				Pencil Compass	74
				Piercing Saw Blades	56
				Piercing Saw Frames	54
				Pipe Wrenches, Stillson	101
				Planes	
				Bench	59
				Block	60
				Duplex Rabbet & Fillister	60
				Pliers	
				Adjustable Wrench	100

Combination	90
Fencing	97
Front Cutter	93
Long Nose	91
Mig Welding	99
Pipe Wrenches, Stillson	101
Revolving Punch	109
Side Cutting	92
Slip Joint	96
Water Pump	102
Wheel Balancing	98
Pocket Ruler	78
Precision Pencil Compass	73
Precision Squares	76
Pry Bars - Roll Head	107
Punch & Chisel Kits	26
Punches	
Automatic	18
Brass Pin	14
Centre Punch - Heavy Duty	8
Centre Punch - Round Head	9
Centre Punch - Square Head	9
Drift	15
Hinge Centering	16
Hollow & Arch	20
Letter & Number	19
Marking	18
Nail	17
Pin Punches - Heavy Duty	10
Pin Punches -	
Heavy Duty - Extra Long	11
Pin Punches - General Purpose	12
Prick Punches	17
Roll Pin	16
Starting	15
Q	
Quick Action Woodworking Clamps	66
R	
Rapid Action Woodworking Clamps	66
Rapid Action I Bar Clamps	68
Retra Drive	113
Reversible Vice	44
Revolving Punch Pliers	109
Ring Slogging Wrenches	106
Roll Pin Punches	16
Rules - Steel	78
S	
Sash Bar Clamps	67
Saw Frames	
Coping Saw	53
Fret Saw	52
Handyman's	50
Junior	51
Piercing Saw	54
Professional	50
Screw Driver	113
Scratch Awl	110
Slip Joint Plier	96
Side Cutting Plier	92

Slide Calipers	75
Slogging Wrenches	106
Sledge Hammers	35
Sledge Hammer - Copper Head	36
Spanners - Box	104
Spring Calipers & Dividers	71
Squares	
Centre	77
Graduated	76
Precision	76
Starting Punches	15
Steel Bench Vices	42
Steel Rules	78
Steel Stamps - Number & Letters	19
Swivels Bases - Bench Vices	40
T	
T - Bar Clamps	69
Tap & Die Sets	88
Tap & Reamer Wrenches - Bar Type	80
Tap Wrenches - T Handle Type	81
Taps - Carbon Steel	82
V	
Vernier Caliper	74
Vices	
Bench - BV	40
Bench - BNV	41
Drill Press - DIY	44
Drill Press - Unigrip	43
Engineer's Steel Vice	42
Hand	46
Hobbyist's	45
Offset Jaw Vice	42
Reversible	44
Woodworking - Front	65
Woodworking - Plain Screw	61
Woodworking - Portable	62
Woodworking - Quick Release	63
Woodworking - Rapid Action	64
W	
Water Pump Plier	102
Wheel Balancing Plier	98
Wing Compass	73
Woodworking Clamps - Quick Action	66
Woodworking Clamps - Rapid Action	66
Front	61
Plain Screw	62
Portable	63
Quick Release	64
Rapid Action	25
Wrecking Bar	25
Wrenches	
Adjustable	100
Adjustable Pipe Wrench-	
Stillson Pattern	101
Box	104
Ring Slogging	106
Tap - Bar Type	80
Tap - T Type	81
Wheel - Double Ended	105

Whilst every effort has been made to ensure accuracy of information given in this catalogue at the time of going to print, Nov 2013, our policy of continuous improvement determines the right to change specifications without notice. Customers must ensure that goods are suitable for the purpose intended.

INDEX

NUMERICAL INDEX

Ord. Nr.	Page	Ord. Nr.	Page	Ord. Nr.	Page	Ord. Nr.	Page	Ord. Nr.	Page	Ord. Nr.	Page
01000	76	01462	72	09300	81	09636	83	10015	88	10440	85
01001	76	01463	72	09301	81	09639	83	10100	83	10441	85
01002	76	01464	72	09302	81	09642	83	10101	83	10442	85
01003	76	01465	72	09303	81	09645	83	10102	83	10443	85
01004	76	01470	72	09304	81	09648	83	10103	83	10444	85
01005	76	01471	72	09320	81	09652	83	10104	83	10445	85
01006	76	01472	72	09321	81	09660	83	10105	83	10446	85
01007	76	01473	72	09400	82	09661	83	10106	83	10447	85
01011	76	01474	72	09401	82	09662	83	10107	83	10448	85
01012	76	01475	72	09402	82	09663	83	10108	83	10503	87
01142	76	01480	72	09403	82	09664	83	10109	83	10504	87
01143	76	01481	72	09404	82	09665	83	10110	83	10505	87
01152	76	01482	72	09405	82	09666	83	10111	83	10506	87
01153	76	01483	72	09406	82	09667	83	10112	83	10507	87
01300	75	01484	72	09407	82	09668	83	10113	83	10508	87
01301	75	01485	72	09408	82	09669	83	10114	83	10509	87
01304	75	01492	72	09409	82	09670	83	10115	83	10510	87
01310	74	01493	72	09410	82	09671	83	10116	83	10511	87
01320	75	01545	73	09411	82	09672	83	10117	83	10512	87
01321	75	01550	73	09412	82	09673	83	10201	84	10514	87
01330	78	01551	73	09413	82	09674	83	10202	84	10516	87
01331	78	01554	73	09414	82	09800	82	10203	84	10518	87
01332	78	01806	71	09415	82	09801	82	10204	84	10519	87
01333	78	01807	71	09416	82	09802	82	10205	84	10520	87
01334	78	01808	71	09417	82	09803	82	10206	84	10522	87
01335	78	01809	71	09418	82	09804	82	10207	84	10524	87
01337	78	01816	71	09419	82	09805	82	10208	84	10527	87
01400	71	01817	71	09420	82	09806	82	10209	84	10530	87
01401	71	01818	71	09421	82	09807	82	10210	84	10533	87
01402	71	01819	71	09422	82	09808	82	10211	84	10600	86
01403	71	01826	71	09423	82	09809	82	10212	84	10601	86
01404	71	01827	71	09424	82	09810	82	10213	84	10602	86
01405	71	01828	71	09425	82	09811	82	10214	84	10603	86
01410	71	01829	71	09500	83	09812	82	10215	84	10604	86
01411	71	03230	110	09501	83	09813	82	10216	84	10605	86
01412	71	03521	77	09502	83	09814	82	10217	84	10606	86
01413	71	03522	77	09503	83	09815	82	10218	84	10607	86
01414	71	09100	81	09504	83	09816	82	10219	84	10608	86
01415	71	09101	81	09505	83	09817	82	10220	84	10609	86
01420	71	09102	81	09506	83	09818	82	10221	84	10610	86
01421	71	09103	81	09507	83	09819	82	10222	84	10611	86
01422	71	09104	81	09508	83	09820	82	10223	84	10612	86
01423	71	09110	81	09509	83	09821	82	10224	84	10613	86
01424	71	09111	81	09510	83	09900	83	10225	84	10614	86
01425	71	09112	81	09511	83	09901	83	10226	84	10615	86
01430	71	09113	81	09602	83	09902	83	10402	85	10616	86
01431	71	09114	81	09603	83	09903	83	10403	85	10617	86
01432	71	09116	81	09604	83	09904	83	10404	85	10618	86
01433	71	09117	81	09605	83	09905	83	10405	85	10619	86
01434	71	09118	81	09606	83	09906	83	10406	85	10621	86
01435	71	09119	81	09607	83	09907	83	10407	85	10700	87
01440	71	09200	80	09608	83	09908	83	10408	85	10701	87
01441	71	09201	80	09609	83	09909	83	10409	85	10702	87
01442	71	09202	80	09610	83	09910	83	10410	85	10703	87
01443	71	09203	80	09611	83	09911	83	10411	85	10704	87
01444	71	09210	80	09612	83	09912	83	10412	85	10705	87
01445	71	09211	80	09614	83	09913	83	10413	85	10706	87
01450	71	09212	80	09616	83	09914	83	10414	85	10707	87
01451	71	09213	80	09618	83	09915	83	10416	85	10708	87
01452	71	09220	80	09620	83	09916	83	10418	85	10709	87
01453	71	09221	80	09622	83	09917	83	10420	85	10710	87
01454	71	09222	80	09624	83	09918	83	10422	85	10800	86
01455	71	09223	80	09627	83	09919	83	10424	85	10802	86
01460	72	09224	80	09630	83	10000	88	10427	85	10803	86
01461	72	09225	80	09633	83	10014	88	10430	85	10804	86

Ord. Nr.	Page	Ord. Nr.	Page	Ord. Nr.	Page	Ord. Nr.	Page	Ord. Nr.	Page	Ord. Nr.	Page
10805	86	14814	87	25154	9	25612	10	26107	19	26360	21
10806	86	14815	87	25155	9	25640	16	26108	19	26362	21
10807	86	14816	87	25156	9	25641	16	26130	19	26363	21
10808	86	14817	87	25200	8	25642	16	26131	19	26365	21
10809	86	14818	87	25201	8	25643	16	26132	19	26367	21
10810	86	15000	84	25202	8	25644	16	26133	19	26368	21
10811	86	15001	84	25203	8	25645	16	26134	19	26370	21
10812	86	15002	84	25204	8	25646	16	26135	19	26371	20
10813	86	15003	84	25205	8	25650	11	26136	19	26372	20
10814	86	15004	84	25206	8	25651	11	26137	19	26390	21
10815	86	15005	84	25207	8	25652	11	26138	19	26391	21
10816	86	15006	84	25360	17	25653	11	26302	20	26392	21
10817	86	15007	84	25361	17	25654	11	26303	20	26395	21
10818	86	15008	84	25362	17	25655	11	26304	20	26396	21
10819	86	15009	84	25363	17	25700	15	26305	20	26397	21
10820	86	15010	84	25364	17	25701	15	26306	20	26400	21
10821	86	15011	84	25365	17	25702	15	26307	20	26401	21
10822	86	15012	84	25366	17	25703	15	26308	20	26402	21
10823	86	15013	84	25450	17	25704	15	26309	20	26403	21
10900	87	15014	84	25451	17	25705	15	26310	20	26404	21
10901	87	15015	84	25452	17	25706	15	26311	20	26405	21
10902	87	15016	84	25500	13	25707	15	26312	20	26406	21
10903	87	15017	84	25501	13	25708	15	26313	20	26407	21
10904	87	15018	84	25502	13	25709	15	26314	20	26408	21
10905	87	15019	84	25503	13	25720	15	26315	20	26409	21
10906	87	15020	84	25504	13	25800	15	26316	20	26410	21
10908	87	15021	84	25505	13	25801	15	26317	20	26411	21
10909	87	15022	84	25506	13	25802	15	26318	20	26412	21
10910	87	15023	84	25507	13	25803	15	26319	20	26413	21
10911	87	15024	84	25508	13	25804	15	26320	20	26440	21
10912	87	15025	84	25509	13	25805	15	26321	20	26441	21
10913	87	15200	85	25540	13	25806	15	26322	20	26442	21
10914	87	15201	85	25541	13	25807	15	26323	20	26600	111
10915	87	15202	85	25542	13	25808	15	26324	20	26601	111
10916	87	15203	85	25543	13	25809	15	26325	20	26602	111
10917	87	15204	85	25544	13	25820	15	26326	21	26650	111
10918	87	15205	85	25545	13	25821	15	26327	21	26651	111
10919	87	15206	85	25546	13	25822	15	26328	21	26652	111
11035	74	15207	85	25547	13	25823	15	26329	21	26750	14
11036	74	15208	85	25548	13	25824	15	26330	21	26751	14
11037	74	16620	86	25549	13	25900	19	26331	21	26752	14
11038	74	25000	18	25550	13	25901	19	26332	21	26753	14
14210	46	25004	16	25560	12	25902	19	26333	21	26754	14
14211	46	25005	18	25561	12	25903	19	26334	21	26755	14
14212	46	25007	18	25562	12	25904	19	26335	21	26756	14
14213	46	25010	18	25563	12	25905	19	26336	21	26757	14
14214	46	25011	18	25564	12	25906	19	26337	21	26758	14
14215	46	25020	18	25565	12	25907	19	26338	21	26759	14
14216	46	25100	9	25566	12	25908	19	26339	21	26760	14
14620	109	25101	9	25567	12	25930	19	26340	21	26761	14
14621	109	25102	9	25568	12	25931	19	26341	21	26762	14
14800	87	25103	9	25569	12	25932	19	26342	21	26763	14
14801	87	25104	9	25580	12	25933	19	26343	21	26764	14
14802	87	25105	9	25600	10	25934	19	26344	21	26765	14
14803	87	25106	9	25601	10	25935	19	26345	21	26766	14
14804	87	25107	9	25602	10	25936	19	26346	21	26767	14
14805	87	25108	9	25603	10	25937	19	26347	21	26768	14
14806	87	25109	9	25604	10	25938	19	26348	21	26769	14
14807	87	25110	9	25605	10	26100	19	26349	21	26770	14
14808	87	25111	9	25606	10	26101	19	26350	21	30000	50
14809	87	25120	9	25607	10	26102	19	26352	21	30001	50
14810	87	25150	9	25608	10	26103	19	26354	21	30010	50
14811	87	25151	9	25609	10	26104	19	26355	21	30100	51
14812	87	25152	9	25610	10	26105	19	26357	21	30101	51
14813	87	25153	9	25611	10	26106	19	26358	21	30105	51

Ord. Nr.	Page	Ord. Nr.	Page	Ord. Nr.	Page	Ord. Nr.	Page	Ord. Nr.	Page	Ord. Nr.	Page
30120	51	31809	106	32010	104	32834	23	34600	36	35802	47
30130	51	31810	106	32013	104	32840	23	34610	36	35803	47
30131	51	31811	106	32019	104	32841	23	34611	36	35804	47
30200	54	31812	106	32200	104	32842	23	35120	43	35805	47
30201	54	31813	106	32201	104	32843	23	35121	43	35807	47
30220	53	31814	106	32202	104	32844	23	35122	43	35850	47
30221	53	31815	106	32203	104	32845	23	35125	43	35851	47
30222	52	31816	106	32204	104	32846	23	35194	44	39000	61
30223	52	31817	106	32205	104	33000	28	35195	44	39001	61
30303	55	31818	106	32209	104	33001	27	35196	44	39002	61
30304	55	31819	106	32305	94	33002	28	35400	40	39004	61
30305	55	31820	106	32306	94	33003	26	35401	40	39005	61
30314	57	31821	106	32340	95	33004	27	35402	40	39006	62
30324	56	31822	106	32341	95	33005	29	35403	40	39007	63
30325	56	31823	106	32342	95	33006	29	35404	40	39009	63
30326	56	31824	106	32350	93	33100	25	35405	40	39011	64
30327	56	31825	106	32351	93	33101	25	35406	40	39012	64
30342	56	31850	106	32490	110	33102	25	35407	40	39014	63
30343	56	31851	106	32491	110	33103	25	35408	40	39020	65
30344	56	31852	106	32492	110	33104	25	35409	40	39100	68
30345	56	31853	106	32493	110	33105	25	35420	40	39101	68
30346	56	31854	106	32494	110	33106	25	35421	40	39102	68
30347	56	31855	106	32601	24	33107	25	35422	40	39103	68
30348	56	31856	106	32602	24	33108	25	35423	40	39110	69
30349	56	31857	106	32603	24	33150	107	35424	40	39111	69
30357	57	31858	106	32621	24	33151	107	35450	42	39112	69
30358	57	31859	106	32622	24	33152	107	35451	42	39113	69
30359	57	31860	106	32628	24	33153	107	35452	42	39114	69
30360	57	31861	106	32641	25	33154	107	35457	42	39115	69
30361	57	31862	106	32642	25	33169	107	35458	42	39120	69
30362	57	31863	106	32643	25	33170	107	35459	42	39121	68
30363	57	31864	106	32645	25	33171	107	35460	42	39130	67
30380	56	31865	106	32650	23	33172	107	35461	42	39131	67
31535	90	31866	106	32651	23	33173	107	35462	42	39132	67
31536	90	31867	106	32652	23	33175	107	35471	41	39133	67
31537	90	31868	106	32653	23	33176	107	35472	41	39134	67
31545	91	31869	106	32654	23	33177	107	35473	41	39135	67
31546	91	31870	106	32659	26	33710	114	35474	41	39151	68
31547	91	31871	106	32661	23	33711	113	35481	41	39160	68
31560	92	31872	106	32662	23	33712	114	35482	41	39161	68
31561	92	31873	106	32800	22	33713	113	35483	41	39162	68
31600	109	31874	106	32801	22	33714	114	35484	41	39163	68
31612	97	31875	106	32802	22	33715	115	35500	46	39164	68
31642	96	31900	105	32803	22	33716	114	35501	46	39165	68
31643	96	31901	105	32804	22	34500	34	35502	46	39180	66
31644	96	31902	105	32805	22	34501	34	35510	45	39181	66
31660	99	31903	105	32806	23	34502	34	35511	45	39182	66
31665	98	31904	105	32807	23	34510	35	35512	45	39183	66
31740	102	31905	105	32810	22	34511	35	35513	45	39184	66
31741	102	31906	105	32811	22	34512	35	35514	45	39190	66
31742	102	31907	105	32812	22	34513	35	35515	45	39400	77
31743	102	31908	105	32813	23	34514	35	35516	45	39700	59
31750	100	31909	105	32814	23	34515	35	35517	45	39701	59
31751	100	31930	105	32815	22	34516	35	35518	45	39702	59
31752	100	31931	105	32816	23	34517	35	35519	45	39703	59
31753	100	31932	105	32817	22	34518	35	35520	45	39704	59
31754	100	31933	105	32818	22	34519	35	35521	45	39705	59
31760	101	31934	105	32819	22	34520	35	35522	45	39706	59
31761	101	31935	105	32820	22	34521	35	35523	45	39707	59
31762	101	31940	105	32821	23	34522	35	35524	45	39730	60
31763	101	31941	105	32823	23	34530	37	35525	45	39790	60
31764	101	32000	104	32824	23	34531	37	35526	45	39791	60
31800	106	32001	104	32825	22	34540	37	35530	44		
31801	106	32002	104	32826	22	34541	37	35730	48		
31802	106	32003	104	32827	22	34542	37	35731	48		
31803	106	32004	104	32828	22	34550	34	35732	48		
31804	106	32005	104	32829	22	34551	34	35733	48		
31805	106	32006	104	32830	23	34560	35	35734	48		
31806	106	32007	104	32831	22	34561	35	35735	48		
31807	106	32008	104	32832	23	34562	35	35800	47		
31808	106	32009	104	32833	23	34563	35	35801	47		

JUST ARRIVED!

INDESTRUCTIBLE CLAW HAMMER

- Indestructible 13" (330 mm) long handle is made with 2 spring steel bars that run all the way through the handle. Bars are locked with the hammer head using steel locking plates ensuring that the head never gets dislodged
- Ergonomic rubber grip handle absorbs shock & vibration reducing fatigue
- Special bonding process ensures that the head never gets loose from the handle
- Hammer Head is forged from special steel & induction case hardened 52-56 HRC for extended life
- Well shaped, curved claw is tapered for maximum grip & higher leverage when gripping a nail



STEEL LOCKING PLATE



2 SPRING STEEL BARS



ERGONOMIC RUBBER GRIP HANDLE

UTILITY

PULLING OUT NAILS
LIFTING FLOORBOARDS
CARPENTRY WORK

TEMPERATURE



Working Temperature Range
-10°C (14°F) to 50°C (122°F)

WARNING

Do not use a claw hammer for striking cold chisels or for pulling out masonry nails

Cat.No.	Ordering Nr.	Head Weight		Handle Length	
		lbs	kg	Inch	mm
CLID/16/13	34535	16	0.45	13	330



**Groz Engineering Tools (P) Ltd.
Groz Net Industries**

**Village Kherki Daula, National Highway-8
Gurgaon-122001, Haryana, INDIA**

TEL +91.124.282.7700 / 221.4050


FAX +91.124.2827986 / 221.4224

FAX (USA) +1.509.271.7848

FAX (UK) +44.870.121.1854

E-MAIL info@groz-tools.com

URL www.groz-tools.com

**The GROZ name, GROZ logo and
the  mark are trademarks of
Groz Engineering Tools (P) Ltd., India**