


ANANT

ADJUSTABLE IRON PLANES



PLANE NO.	TYPE	LENGTH		WIDTH OF CUT IRON		APPROX. WEIGHT		UNIT PACKING
		INCHES	MM	INCHES	MM	POUNDS	GRAMS	
A3	Smooth	9 1/4	235	1 3/4	45	3 1/2	1300	9 PCS
A4	Smooth	9 3/4	250	2	50	4	1500	9 PCS
A4 1/2	Smooth	10 1/2	265	2 3/8	60	5 1/2	1950	6 PCS
A5	Jack	14	355	2	50	5	1850	6 PCS
A5 1/2	Jack	15 1/2	380	2 3/8	60	6	2240	6 PCS
A6	Fore	18	455	2 3/8	60	7 1/2	2800	4 PCS
A7	Jointer	22	560	2 3/8	60	8	3000	4 PCS
A8	Jointer	24	610	2 5/8	60	9	3350	4 PCS

MULTI PLANE NO. A45



Materials

Body and sliding section: High grade Cast Iron

Cut Iron: High Carbon Steel.

Fence: Cast Iron with Wood face, Handle and Knob selected hardwood / high Quality plastic.


Finish

Plated all over.

Packing

Individually packed in a varnished wooden box.

PLOUGH PLANE NO. A52



PLANE NO.	TYPE	LENGTH		APPROX. WEIGHT		UNIT PACKING
		INCHES	MM	POUNDS	KG.	
A52	PLOUGH	7 3/4	200	3	1.5	10 PCS

CIRCULAR PLANE NO. A113



PLANE NO.	TYPE	LENGTH		WIDTH OF CUT IRONS		APPROX. WEIGHT		UNIT PACKING
		INCHES	MM	INCHES	MM	POUNDS	GRAMS	
A113	CIRCULAR	10	250	1 3/4	45	4 1/4	1500	10 PCS

DUPLEX RABBET & FILLISTER PLANE NO. A78



PLANE NO.	TYPE	LENGTH		WIDTH OF CUT IRONS		APPROX. WEIGHT		UNIT PACKING
		INCHES	MM	INCHES	MM	POUNDS	GRAMS	
A78	DUPLEX RABBET & FILLISTER	8 1/2	216	1 1/2	38	3	1120	10 PCS

DUPLEX RABBET & FILLISTER PLANE NO. A078



PLANE NO.	TYPE	LENGTH		WIDTH OF CUT IRONS		APPROX. WEIGHT		UNIT PACKING
		INCHES	MM	INCHES	MM	POUNDS	KG.	
A078	DUPLEX RABBET & FILLISTER PLANE	8 1/2	216	1 1/2	38	3 1/4	1.47	10 PCS

CRAFTSMAN PLANE NO. A33



PLANE NO.	TYPE	LENGTH		WIDTH OF CUT IRONS		APPROX. WEIGHT		UNIT PACKING
		INCHES	MM	INCHES	MM	POUNDS	KG.	
A33	CRAFTSMAN PLANE	8 1/4	210	1 3/4	45	2	0.925	15 PCS

CRAFTSMAN PLANE NO. A33S



PLANE NO.	TYPE	LENGTH		WIDTH OF CUT IRONS		APPROX. WEIGHT		UNIT PACKING
		INCHES	MM	INCHES	MM	POUNDS	GMS.	
A33S	CRAFTSMAN PLANE	9	230	1 3/4	44	1 3/4	800	24 PCS

BENCH RABBET PLANE NO. A10



PLANE NO.	TYPE	LENGTH		WIDTH OF CUT IRONS		APPROX. WEIGHT		UNIT PACKING
		INCHES	MM	INCHES	MM	POUNDS	GMS.	
A10	BENCH RABBET PLANE	13	330	2	50	4 1/4	1500	6 PCS

BULL NOSE RABBET PLANE NO. A77



PLANE NO.	TYPE	LENGTH		WIDTH OF CUT IRONS		APPROX. WEIGHT		UNIT PACKING
		INCHES	MM	INCHES	MM	POUNDS	GMS.	
A77	BULL NOSE RABBET PLANE	4	102	1 1/8	29	1 1/4	460	30 PCS

BLOCK PLANE NO. A9 1/2



PLANE NO.	TYPE	LENGTH		WIDTH OF CUT IRONS		APPROX. WEIGHT		UNIT PACKING
		INCHES	MM	INCHES	MM	POUNDS	GMS.	
A9 1/2	BLOCK PLANE	6	153	1 5/8	42	1 1/2	0.68	30 PCS

BLOCK PLANE NO. A130



PLANE NO.	TYPE	LENGTH		WIDTH OF CUT IRONS		APPROX. WEIGHT		UNIT PACKING
		INCHES	MM	INCHES	MM	POUNDS	GMS.	
A130	BLOCK PLANE	7 3/8	197	1 5/8	42	1 5/8	0.73	20 PCS

BLOCK PLANE NO. A110



BLOCK PLANE NO. A102



PLANE NO.	TYPE	LENGTH		WIDTH OF CUT IRONS		APPROX. WEIGHT		UNIT PACKING
		INCHES	MM	INCHES	MM	POUNDS	GMS.	
A102	BLOCK PLANE	5 1/2	140	1 3/8	35	7/8	400	40 PCS
A110	BLOCK PLANE	7	175	1 5/8	40	1 3/8	620	30 PCS

BLOCK PLANE NO. A110S



BLOCK PLANE NO. A102S



PLANE NO.	TYPE	LENGTH		WIDTH OF CUT IRONS		APPROX. WEIGHT		UNIT PACKING
		INCHES	MM	INCHES	MM	POUNDS	GMS.	
A102S	BLOCK PLANE	5 1/4	135	1 1/4	34	3/4	300	72 PCS
A110S	BLOCK PLANE	6 1/4	160	1 1/2	42	7/8	400	48 PCS

BLOCK PLANE NO. A60 1/2



PLANE NO.	TYPE	LENGTH		WIDTH OF CUT IRONS		APPROX. WEIGHT		UNIT PACKING
		INCHES	MM	INCHES	MM	POUNDS	GMS.	
A60 1/2	BLOCK PLANE	6	150	1 3/8	35	1 5/16	590	30 PCS

BLOCK PLANE NO. A220



PLANE NO.	TYPE	LENGTH		WIDTH OF CUT IRONS		APPROX. WEIGHT		UNIT PACKING
		INCHES	MM	INCHES	MM	POUNDS	GMS.	
A220	BLOCK PLANE	6 1/4	160	1 5/8	40	1 5/8	740	24 PCS

BLOCK PLANE NO A60



PLANE NO.	TYPE	LENGTH		WIDTH OF CUT IRONS		APPROX. WEIGHT		UNIT PACKING
		INCHES	MM	INCHES	MM	POUNDS	GMS.	
A60	BLOCK PLANE	7	180	1 5/8	40	1 3/4	800	24 PCS

SPOKESHAVES



TOOL NO.	TYPE	LENGTH		WIDTH OF CUT IRONS		APPROX. WEIGHT		UNIT PACKING
		INCHES	MM	INCHES	MM	POUNDS	GMS.	
A151	FLAT FACE	10	254	2 1/8	54	5	1875	48 PCS
A151R	ROUND FACE	10	254	2 1/8	54	5	1875	48 PCS
A51	FLAT FACE	10	254	2 1/8	54	4 1/2	1690	48 PCS
A51R	ROUND FAC	10	254	2 1/8	54	4 1/2	1690	48 PCS
A63	OUND FAC	9	229	1 3/4	45	3	1125	100 PCS
A64	FLAT FACE	9	229	1 3/4	45	3	1125	100 PCS
O151	FLAT FACE	10	254	2 1/8	54	5	1875	48 PCS
O151R	OUND FAC	10	254	2 1/8	54	5	1875	48 PCS
O51	FLAT FACE	10	254	2 1/8	54	4 1/2	1690	48 PCS
O51R	OUND FAC	10	254	2 1/8	54	4 1/2	1690	48 PCS



CARPENTRY TOOLS

BEVELLED EDGE
CHISELS & MORTISE
 HIGH PRECISION SPECIAL CHROME
 VANADIUM ALLOY STEEL



CHISELS				
ARTICLE NO.	WIDTH OF BLADES Mm.	APPX. WT. GMS.	PACKING INDIVIDUAL BOX	UNIT PACKAGING MASTER CARTON
A 221	4	120	4 PCS.	96 PCS.
A 222	6	120	4 PCS.	96 PCS.
A 223	8	125	4 PCS.	96 PCS.
A 224	10	150	4 PCS.	96 PCS.
A 225	12	150	4 PCS.	96 PCS.
A 226	13	150	4 PCS.	96 PCS.
A 227	14	180	4 PCS.	96 PCS.
A 228	15	180	4 PCS.	96 PCS.
A 229	16	180	4 PCS.	96 PCS.
A 230	18	190	4 PCS.	96 PCS.
A 231	19	190	4 PCS.	96 PCS.
A 232	20	190	4 PCS.	96 PCS.
A 233	22	210	4 PCS.	96 PCS.
A 234	24	210	4 PCS.	96 PCS.
A 235	25	220	4 PCS.	96 PCS.
A 236	26	220	4 PCS.	96 PCS.
A 237	28	235	4 PCS.	72 PCS.
A 238	30	235	4 PCS.	72 PCS.
A 239	32	240	4 PCS.	72 PCS.
A 240	36	275	4 PCS.	72 PCS.
A 241	38	275	4 PCS.	72 PCS.
MORTISE				
ARTICLE NO.	WIDTH OF BLADES Mm.	APPX. WT. GMS.	PACKING INDIVIDUAL BOX	UNIT PACKAGING MASTER CARTON
A 261	8	195	2 PCS	96 PCS
A 262	10	240	2 PCS	96 PCS
A 263	12	280	2 PCS	72 PCS.

**WOOD TURNING TOOLS
HIGH PRECISION CHROME VANADIUM ALLOY STEEL**



ARTICLE NO.	TYPE & SIZE OF TOOL IN MM	APPRX WEIGHT	UNIT PACKING
A550	No. 1 Diamond Point To (14mm) No. 2 Round Nose Tool (14mm) No. 3 Parting Tool (14mm) No. 4 Skew Point Tool (14mm) No. 5 Gouge Point Tool (10mm)	1125gms.	10 PCS PER SET

**GOUGES
HIGH PRECISION CHROME VANADIUM ALLOY STEEL**




ARTICLE NO.	SIZE OF GOUGES IN MM	APPROX WEIGHT IN GMS.	UNIT PACKING
A 271	6	120	96 PCS
A 272	8	125	96 PCS
A 273	10	140	96 PCS
A 274	12	150	96 PCS
A 275	14	160	96 PCS
A 276	16	170	96 PCS
A 277	18	180	96 PCS
A 278	19	185	96 PCS
A 279	20	190	96 PCS
A 280	22	200	96 PCS
A 281	25	215	96 PCS
A 282	28	230	
A 283	30	250	
A 284	32	270	

**CLAW HAMMER - DROP FORGED - CARBON STEEL
WITH TUBULAR HANDLE + CUSHION SOFT GRIP**




ARTICLE NO.	APP. WT. OF HEAD IN OZ.	APP. WT. OF HEAD IN GMS.	APP. TOTAL WT. IN GMS.	UNIT PACKING
A 421	8	230	425	48 PCS
A 422	16	455	750	24 PCS
A 423	20	570	850	24 PCS
A 424	12	340	560	25 PCS

**CLAW HAMMER - DROP FORGED - CARBON STEEL
WITH SEASONED HARD WOOD HANDLES**



ARTICLE NO.	APP. WT. OF HEAD IN OZ.	APP. WT. OF HEAD IN GMS.	APP. TOTAL WT. IN GMS.	UNIT PACKING
A 411	8	230	360	36 PCS
A 412	16	455	650	24 PCS
A 413	20	570	750	24 PCS
A 414	12	340	425	36 PCS

**BALL- PEIN HAMMER - DROP FORGED
CARBON STEEL - SEASONED HARD WOOD HANDLE**



ARTICLE NO.	APP. WT. OF HEAD IN OZ.	APP. WT. OF HEAD IN GMS.	APP. TOTAL WT. IN GMS.	UNIT PACKING
A 427 B	4	100	200	72 PCS
A 428 B	8	200	340	60 PCS
A 429 B	12	300	475	36 PCS
A 430 B	14	400	575	
A 431 B	16	500	700	36 PCS
A 432 B	20	690	800	24 PCS
A 433 B	28	800	1000	20 PCS
A 434 B	32	900	1125	

**CROSS- PEIN HAMMER - DROP FORGED
CARBON STEEL - SEASONED HARD WOOD HANDLE**



ARTICLE NO.	APP. WT. OF HEAD IN OZ.	APP. WT. OF HEAD IN GMS.	APP. TOTAL WT. IN GMS.	UNIT PACKING
A 427 C	4	100	200	72 PCS
A 428 C	8	200	340	60 PCS
A 429 C	12	300	475	36 PCS
A 430 C	14	400	575	
A 431 C	16	500	700	36 PCS
A 432 C	20	690	800	24 PCS
A 433 C	28	800	1000	20 PCS
A 434 C	32	900	1125	

CRAFTSMAN HAMMER

FORGED STEEL HEADS



HAMMER WITH HANDLE

ARTICLE NO.	WEIGHT IN GMS.	WEIGHT WITH HANDLE IN GMS	PACKING INDIVIDUAL BOX	UNIT PACKAGING MASTER CARTON
A 401	100	160	2 PCS.	120 PCS.
A 403	200	290	2 PCS.	64 PCS
A 405	300	400	2 PCS.	48 PCS
A 407	400	530	2 PCS.	32 PCS
A 409	500	635	2 PCS.	24 PCS

HAMMER WITHOUT HANDLE

ARTICLE NO.	WEIGHT IN GMS.	PACKING INDIVIDUAL BOX	UNIT PACKAGING MASTER CARTON
A 0401	100	16 PCS	192 PCS
A 0403	200	8 PCS	96 PCS
A 0405	300	6 PCS	72 PCS
A 0407	400	4 PCS	48 PCS
A 0409	500	3 PCS	36 PCS

ANANT

AMFC - 153 FLOORING CLAMP



TOOL NO.	TO SUIT JOISTS		APPROX. WEIGHT		KG.	UNIT PACKING
	INCHES	MM	POUNDS	KG.		
AM 153	1 1/2- 3 1/2	38-89	14 1/4	6.46	6.46	1 PC

AM 140 CORNER CLAMP 2" & AM 141 CORNER CLAMP 4 1/4"



TOOL NO.	JAWS WIDTH IN INCHES	APPRX. WEIGHT		UNIT PACKING
		POUNDS	KG.	
AM140	2	2.17	0.985	12 PCS
AM 141	4 1/4	6.91	3.135	5 PCS

AM 130 CLAMP HEADS




TOOL NO.	FOR USE WITH BOARDS WIDTH		APPROX. WEIGHT		UNIT PACKING
	INCHES	MM	POUNDS	KG	
AM 130	1	26	2 1/2	1.13	12 PCS

C-CLAMPS




ARTICLE NO.	SIZE IN MM	APPX. WT. GMS	PACKING INDIVIDUAL BOX	UNIT PACKAGING MASTER CARTON
A 301	25 X 25	72	12 PCS.	228 PCS
A 302	50 X 25	120	12 PCS.	144 PCS
A 303	65 X 40	250	6 PCS.	54 PCS
A 304	65 X 65	325	6 PCS.	54 PCS
A 305	75 X 40	280	6 PCS.	48 PCS
A 306	75 X 65	370	6 PCS.	48 PCS
A 307	100 X 50	475	6 PCS.	48 PCS

3-WAY CLAMPS



ARTICLE NO.	SIZE IN MM	APPX. WT. GMS	PACKING INDIVIDUAL BOX	UNIT PACKAGING MASTER CARTON
A 308	65 X 65	410	6 PCS	48 PCS

F CLAMPS




ARTICLE NO.	SIZE IN MM	APPX. WT. GMS	PACKING INDIVIDUAL BOX	UNIT PACKAGING MASTER CARTON
A 309	150 X 65	380	4 PCS	36 PCS.

MASSON COLD CHISELS




ARTICLE NO.	SIZE IN INCHES	APPROX WEIGHT IN GMS.	UNIT PACKING
A 610	5/16 X 5	50	96 PCS
A 611	7/16 X 6	60	72 PCS
A 612	3/8 X 6	95	72 PCS
A 613	3/8 X 8	125	60 PCS
A 614	1/2 X 6	145	48 PCS
A 615	1/2 X 8	190	48 PCS
A 616	1/2 X 10	240	40 PCS
A 617	1/2 X 12	290	36 PCS
A 618	5/8 X 8	310	36 PCS
A 619	5/8 X 10	390	36 PCS
A 620	5/8 X 12	470	30 PCS
A 621	5/8 X 15	590	24 PCS
A 622	5/8 X 18	700	24 PCS
A 623	3/4 X 10	600	24 PCS
A 624	3/4 X 12	700	24 PCS
A 625	3/4 X 15	900	20 PCS
A 626	3/4 X 18	1050	18 PCS
A 627	3/4 X 21	1200	12 PCS
A 628	3/4 X 24	1400	12 PCS
A 629	1 X 12	1120	18 PCS
A 630	1 X 15	1200	12 PCS
A 631	1 X 18	1500	12 PCS
A 632	1 X 21	1800	10 PCS
A 633	1 X 24	2100	10 PCS

PLUGGING CHISELS




ARTICLE NO.	SIZE IN INCHES / MM	APPROX WEIGHT IN GMS	UNIT PACKING
A 641	10" / 250	200	100 PCS

BRICK BOLSTER CHISELS



ARTICLE NO.	SIZE IN INCHES	APPROX WEIGHT IN GMS.		UNIT PACKING
		WITHOUT €	WITH GRIP	
A 651	2 1/4 STD.	280	350	60 PCS
A 652	3 STD.	700	800	24 PCS
A 653	3 1/2 STD.	750	850	24 PCS
A 654	4 STD.	825	925	24 PCS
A 655	4 1/2 STD.	900	1000	20 PCS
A 656	2 1/4 X 18 STD.	390	440	36 PCS
A 657	3 X 18	790	900	20 PCS

STONG BAR/ GORRILLA BAR / WRECKING BAR



ARTICLE NO.	SIZE IN INCHES	APPROX WEIGHT IN GMS.	UNIT PACKING
A 601	12	1300	20 PCS
A 602	15	1500	18 PCS
A 603	18	2000	12 PCS
A 604	24	3600	12 PCS
A 605	36	3900	8 PCS

BRICK TROWEL

A-501, A-502, A-503



ARTICLE NO.	LENGTH OF THE BLADE IN INCHES	WIDTH OF THE BLADE IN INCHES	APPROX WEIGHT IN GMS.	UNIT PACKING
A 501	4 1/2	1 7/8	150	48 PCS
A 502	8	5 1/2	355	
A 503	11	5 1/2	455	60 PCS

PLASTERING TROWEL

A - 451



ARTICLE NO.	LENGTH OF THE BLADE IN INCHES	WIDTH OF THE BLADE IN INCHES	APPROX WEIGHT IN GMS.	UNIT PACKING
A 451	13	5	500	24 PCS


VICES



QUICK GRIP TYPE

VICES NO.	WIDTH OF JAW		OPENING		APPROX WEIGHT		UNIT PACKING
	INCHES	MM	INCHES	MM	POUNDS	KG	
52AED	7	178	8	204	19	8.62	1 PC
52 1/2 AED	9	229	13	330	35	15.87	1 PC
53AED	10 1/2	263	15	381	38	17.23	1 PC

T-BAR CLAMPS

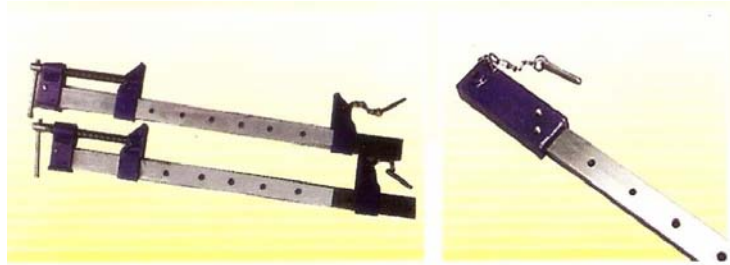


LENGTH OF BAR		TO TAKE IN		APPROX. WEIGHT	
INCHES	MM	INCHES	MM	POUNDS	KG.
24	610	15	381	8 1/4	3.75
30	762	21	534	9 1/8	4.14
36	950	27	686	10	4.54
42	1068	33	839	10 7/8	4.94
48	1220	39	991	11 3/4	5.33
54	1372	45	1143	12 5/8	5.73
60	1524	51	1296	13 1/2	6.13
66	1678	57	1448	14 3/8	6.52
72	1830	63	1601	15 1/4	6.92

LENGTHENING BARS FOR NO. A136 TO SUIT ABOVE CLAMPS

LENGTH OF BAR		APPROX. WEIGHT	
INCHES	MM	INCHES	MM
24	610	4 3/4	2.11
30	762	5 1/2	2.51
36	950	6 1/2	2.91
42	1068	7 1/4	3.30
48	1220	8 1/8	3.70
54	1372	9	4.10
60	1524	10	4.49

STEEL SASH CLAMPS



LENGTH OF BAR		TO TAKE IN		APPROX. WEIGHT	
INCHES	MM	INCHES	MM	POUNDS	KG.
24	610	18	458	4 1/2	2.15
30	762	24	610	5	2.30
36	950	30	762	5 1/2	2.50
42	1068	36	915	6	2.75
48	1220	42	1068	6 1/2	3.00

LENGTHENING BARS FOR NO. A135 TO SUIT ABOVE CLAMPS

LENGTH OF BAR		APPROX. WEIGHT	
INCHES	MM	INCHES	MM
24	610	3	1.50
30	762	3 1/2	1.75
36	950	4	2.00
42	1068	4 1/2	2.15
48	1220	5	2.30

MULTI EDGE HONING GUIDE FOR USE WITH AN OIL STONE



EDGE HONING GUIDE AND ATTACHMENT S ARTICLE NO.	WIDTH OF PLANE IRON IN MM	
A 55 (For 45mm to 60mm Cut Iron)	45 TO 60	55
A 56 (For spoke shave cutter size 54mm)	54	100
A 57 (For spoke shave cutter size 45mm)	45	100

BENCH HOLD FAST



DESCRIPTION

The ANANT Bench Hold Fast works much like traditional works bench hold downs by clamping work directly to the bench wherever you can drill a 15/16" hole, but it is much more effective than the single piece iron types. Once you have positioned the hold fast over you project, an acme screw forces a pivot arm down with enormous pressure exactly where you need it. the clamp pad also pivot to accomodate odd shaped parts. You will want to use some scrap wood or glue a piece of leather to this pad to keep it from marring your work.

bench if it is at least 2" thick or surface mounted to the underside if it's thinner. Of course, you could choose to use the flange on other side of hardwood benches as well. Throat capacity and maximum

MATERIAL

Body: High grade SG Iron.

FINISH

Enamelled ANANT Blue.

PACKING

Individually packed in carton box.